



ATTACHMENTS TO MINUTES SPECIAL COUNCIL MEETING

25 JUNE 2025

TABLE OF CONTENTS

ITEM	SUBJECT	PAGE NO
4.2	Schedule of General Fees and Charges 2025/26	
	Attachment 1 SDRC Schedule of Fees and Charges 2025/2026.....	2
4.3	Operational Plan 2025-2026	
	Attachment 1 Operational Plan 2025-2026.....	66
4.4	Adoption of the 2025/26 Financial Year Budget	
	Attachment 1 2025/26 Revenue Policy.....	78
	Attachment 2 2025/26 Revenue Statement.....	85
	Attachment 3 2025/26 Rate Concession Policy.....	141
	Attachment 4 2025/26 Investment Policy.....	157
	Attachment 5 2025/26 Debt Policy	162
	Attachment 6 2025/26 Debt Recovery Policy	167
	Attachment 7 2025/26 Discount Policy	177
	Attachment 8 2025/26 Supplementary Rates Policy.....	183
	Attachment 9 2025/26 Budget Statements	190
	Attachment 10 2025/26 Value of Change in Rates and Charges.....	214
	Attachment 11 2025/26 Statement of Estimated Financial Performance 30 June 2025.....	215

FEES AND CHARGES

2025/2026

Includes GST Treatment

Table Of Contents

Southern Downs Regional Council	8
Planning and Environmental Services	9
Animals – Registration and Impounding	9
Stock Route Agistment Permit.....	9
Stock Route Travel Permit.....	9
Impounding Fee (per animal)	9
Supervision Fee.....	9
Release Fee.....	9
Fee of Notice.....	9
Droving/Transport	9
All Other Animals	9
Hire of Cat/Fox Trap or Barking Collar	9
Cats and Dogs – Registration and Impounding	10
Dog Registration (Calendar Year).....	10
Standard Rate	10
Discount Period Rate	11
Impounding Fees (Registration fee and microchipping extra)	11
Purchase of unclaimed dogs	11
Purchase of unclaimed cats.....	11
Purchase of desexed dog or cat	12
Other Animal Fees.....	12
Wild Dog Bounty	12
Building Fees.....	12
Class 1.....	12
Removal Buildings	12
Class 10 – Without Plumbing Fixtures (unless only wash basin)	13
Class 10 - Alterations and Additions not exceeding 50m2	13
Class 10 – With Plumbing Fixtures.....	13
Class 2-9.....	13
Farm Building and Farm Sheds (as defined by QDC MP3.7)	14
Application for extension of building approval.....	14
Inspection fees	14
Building Searches	14
List of Building Approvals Issued Each Month.....	15
Change of Classification	15
Erection of Structures.....	15
Swimming Pool Safety Compliance Certificate.....	16
Other Assessment Requests	16
Lodgement/Archival Fee.....	16
Request for Development Information (Form 19).....	17
Other Building Fees	17
Refund of Building Fees and Plumbing Fees	17
Plumbing Fees.....	18
Applications and Alterations for Plumbing and Drainage Works.....	18
Application for plumbing and drainage works (includes inspection fee).....	18
Assessment and inspection for internal hydraulic plans including commercial premises, industrial premises, retail premises and multiple unit development for common property	18
Other.....	19
Licence, Registration and Permit Fees	20
Design Approval for Licence Premises (Food and Personal Appearance Services)	20

Table Of Contents [continued]

Food Premises.....	20
Application for Licence Renewals/New Licence for Existing Approved Premise (no plans required)	20
Application for New Licence or Alterations to Existing Premise (plans required)	21
Temporary Food Licence Fee	21
Food Safety Program Requirement	21
Personal Appearance Service Premises.....	21
Local Laws	21
New Applications	22
Local Law No 5 (Parking) 2011.....	22
Subordinate Local Law No 1.5 (Keeping of Animals) 2011 (Application to keep animals under Schedule 2 of Subordinate Local Law No. 2 (Animal Management) 2011)	22
Subordinate Local Law No. 1.3 (Establishment or Occupation of a Temporary Home) 2011.....	22
Subordinate Local Law No. 1.11 and 1.19 (Accommodation) 2011	22
Subordinate Local Law No. 1.8 (Operation of Caravan Parks) 2011	22
Installation of Advertising Devices (Sub LL No. 1.4)	23
Commercial Use of Roads and Regulated Activities on Footpaths (Sub LL No. 1.2 and 1.14)	23
Operation of Temporary Entertainment Events (Sub LL No. 1.12)	24
Miscellaneous Health/Pest Fees	24
Transfer Fee	24
Application for Permit involving variation of Local Law provisions (does not include annual fee)	24
Charge Out Rate	24
Hire of Spray Equipment Unit or Hire of Boxthorn Puller	25
Tree Pear Injectors	25
Slashing of Overgrown Allotments	25
Sale of Pest Animal Control Baits	25
Waste Disposal Fees.....	26
Commercial Waste Disposal Fees (Stockpile space subject to availability and acceptance criteria).....	26
All Users	27
Waste Generated Outside of SDRC Area (Asbestos not accepted from outside SDRC)	27
Disposal of Tyres	27
Management Fee	28
Planning Fees	28
Development Applications for Material Change of Use	29
Impact Assessment.....	31
Code Assessment	32
Development Applications for Reconfiguring a Lot – Impact Assessment	33
Development Applications for Reconfiguring a Lot – Code Assessment	33
Pre-lodgement Meeting.....	33
Request for Approval of Plans of Subdivision.....	33
Applications for Preliminary Approval.....	34
Concurrence Agency Response for Building Work.....	34
Exemption Certificates	34
Change Representations, Change Applications and Extension Applications	34
Making Change Representations during the applicant's appeal period (i.e. request a Negotiated decision)	35
Making a change application to change a development approval	35
Other Planning Fees	35
Planning Certificates.....	36
Development Contributions	37
For contributions relating to development approvals issued prior to 14 August 2012	37
Park Contributions (in lieu of Park Land; per allotment).....	37
Headworks Contributions.....	37

Table Of Contents [continued]

Carparking Contributions (per car parking space not provided on site).....	37
Operational Works Fees	37
Development Applications for Operational Works	37
Development Applications for Operational Works Associated with a Material Change of Use or Reconfiguring a Lot	38
Development Applications for Operational Works other than those associated with a Material Change of Use or Reconfiguring a Lot...	38
Other Operational Works Fees.....	38
Bond for works required by a Development Approval	39
Security Deposit	39
"On Maintenance" Bond	39
Infrastructure Services	40
Administration Charges in Respect of Private Works	40
Private Works Charges – The estimate for private works is calculated as follows.....	40
Works on Road Reserves	40
Minor Works in Road Reserve Permit	40
Sewerage Fees	40
CCTV Inspection Fee	40
Connection Fee – Sewerage and CED.....	41
(a) All connections on allotments where the developer has installed the jump-up and marked the location of the connection on site.....	41
(b) All other connections in Council's defined sewer service areas	41
(c) additional fee for properties not currently rated for sewerage and are not required to pay wastewater headworks contributions as a condition of a development approval.....	41
(d) Reconnection if vacant charges apply	41
Disconnection Fee – Sewerage & CED	41
Modelling Capacity Impact Assessments (Water and Sewerage)	41
Location of Services (Water and Sewerage).....	41
Extensions or special connections	41
Disposal of Septic Tank Wastes at Sewerage Treatment Plant.....	42
Water Fees	42
Recycled Water.....	43
Annual Access Charge - all users	43
Quarterly Usage Charge - per ML	43
Cemeteries	43
Burial Fees	43
Walls and Vaults.....	43
Burial Rights	44
Interment Fees.....	44
Children (1 to 10 years of age)	44
Stillborn or Baby (under 1 year of age).....	45
Reservation Fees – Reservation fees are non-refundable at time of interment.....	45
Cremated Remains All Cemeteries.....	45
Interment	45
Site Fee (not paid on sites reserved prior to 1 July 2014) refer Cemetery Note 1	45
Reservation (includes site fee)	45
Memorialisation	45
Burial on Private Land	46
Other Fees.....	46
Services conducted after hours, on weekends or public holidays	46
Exhumation.....	46
Sundry Fees – Infrastructure Services.....	46

Table Of Contents [continued]

Corporate and Community Services	47
Saleyards	47
Cattle (including 1 off scale NLIS scan)	47
Agent Fee – National Vendor Declaration	47
NLIS Fees	47
Sheep and Goats	47
Horses	47
Bulls	47
Special Sales - Bookings	47
Permit Fees	48
Transshipping Fees	48
Private Weighings	48
Holding Fees	48
Use of Saleyards Infrastructure to Process Stock	48
Truck Wash Facility	48
After Hours Access (AvData Gatekeeper) must have own Avdata tag	49
Feeding Charges	49
Disposal of Dead Animals – from Saleyards	49
Call Out Fee	49
Hire of Public Halls	49
Warwick Town Hall	49
Hall Hire	49
Other fees	49
Allora Community Hall	49
Hall Hire	49
Other Fees	49
Stanthorpe Civic Centre	50
Hall Hire	50
Other Fees	50
Stanthorpe Civic Centre Meeting Rooms	50
Casual Hire	50
Stanthorpe Office Space	50
Warwick Indoor Recreation and Aquatic Centre	50
Aquatics	50
Casual Per Person - pool only	50
10 Visit Pass - pool only	51
25 Visit Pass - pool only	51
Pool Hire	51
Learn To Swim	51
School Swimming	51
Aquatic Membership - includes pool, hydrotherapy and aqua classes	51
1 Month Membership	51
3 Month Membership	51
6 Month Membership	51
12 Month Membership	52
Direct Debit (Fortnightly)	52
Special Hire	52
Stadium	52
Gym/Group Fitness	52
Casual Per Person	52

Table Of Contents [continued]

10 Visit Pass - Fitness (Valid for 6 months).....	52
25 Visit Pass - Fitness (Valid for 6 months).....	52
1 Month Membership	53
3 Month Membership	53
6 Month Membership	53
12 Month Membership	53
Direct Debit (Fortnightly)	53
Corporate Membership	53
Direct Debit (Fortnightly)	53
Special Programs - Casual	53
Personal Training - Members	54
Sauna.....	54
Beach Volleyball - Casual	54
Stadium - Casual	54
School Groups.....	54
Club Events.....	54
Stanthorpe YMCA.....	55
Aquatics	55
Casual Per Person.....	55
10 Visit Pass	55
25 Visit Pass	55
Season Pass	55
Aqua Aerobics Classes	55
Pool Hire.....	55
Learn To Swim.....	56
School Swimming	56
Gym and Classes	56
Casual Per Person - Fitness.....	56
10 Visit Pass - Fitness (Valid for 6 months).....	56
25 Visit Pass - Fitness (valid for 6 months)	56
1 Month.....	56
3 Month.....	56
6 Month.....	57
12 Month.....	57
Direct Debit (Fortnightly)	57
Corporate Membership - Includes Pool	57
Direct Debit (Fortnightly)	57
Special Hire.....	57
Special Programs - Casual	58
Personal Training - Members	58
Gymnastics	58
Club Events.....	58
Swimming Pools.....	59
Allora and Killarney Swimming Pools	59
Admission Fees Allora and Killarney	59
Season Pass	59
Schools	59
Swimming Club	59
Aerodromes	60
Connolly Dam and Washpool Reserve.....	60

Table Of Contents [continued]

Camping Site Fee	60
Powered Sites (in addition to Camping Site Fee).....	60
Overflow area at Washpool for self-contained caravans and recreational vehicles	61
Storm King Dam	61
Allora Race Track	61
For use of the Allora Racecourse for horse training purposes	61
Libraries	61
Public Meeting Rooms	61
Membership	61
Miscellaneous	61
Photocopies and Printing	62
Replacement Charges.....	62
Sundry Fees Corporate and Community Services.....	62
Photocopying, Scanning and Printing Fees	62
Provision of ad-hoc documents in electronic format	63
Search Fees	63
Right to Information – In accordance with fees set by State Government.....	63
Miscellaneous Fees.....	63
Rural Numbering	64
Digital Mapping & GIS.....	64

Name	Head Of Power	GST	Year 24/25	Year 25/26			Increase %	Increase \$
			Fee (incl. GST)	Fee (excl. GST)	GST	Fee (incl. GST)		

Southern Downs Regional Council

The Chief Executive Officer has the authority to waive any individual fee or charge as presented within this schedule up to a maximum of \$10,000.

Name	Head Of Power	GST	Year 24/25		Year 25/26		Increase %	Increase \$
			Fee (incl. GST)	Fee (excl. GST)	GST	Fee (incl. GST)		

Planning and Environmental Services

Animals – Registration and Impounding

Stock Route Agistment Permit

Large stock per head per week (or part of week)	Local Government Act 2009 s97 2(a)	N					As set by State Government	
Small stock for each 5 head (or part) per week (or part of week)	Local Government Act 2009 s97 2(a)	N					As set by State Government	

Stock Route Travel Permit

Large stock per day per 20 head or part thereof	Local Government Act 2009 s97 2(a)	N					As set by State Government	
Small stock per day per 140 head or part thereof	Local Government Act 2009 s97 2(a)	N					As set by State Government	

Impounding Fee (per animal)

Livestock (excluding stallion or bull)	Local Government Act 2009 s97 2(d)	N	\$42.00	\$44.00	\$0.00	\$44.00	4.76%	\$2.00
Stallion or bull	Local Government Act 2009 s97 2(d)	N	\$72.00	\$75.00	\$0.00	\$75.00	4.17%	\$3.00

Supervision Fee

Livestock (for example horses, cattle, sheep, goats including stallions and bulls)- for each group of 5 animals or part/day	Local Government Act 2009 s97 2(d)	N	\$60.00	\$63.00	\$0.00	\$63.00	5.00%	\$3.00
---	--------------------------------------	---	---------	---------	--------	---------	-------	--------

Release Fee

Livestock (other than stallion or bull)- for each group of 5 animals or part thereof	Local Government Act 2009 s97 2(d)	N	\$50.00	\$52.00	\$0.00	\$52.00	4.00%	\$2.00
Stallion or bull	Local Government Act 2009 s97 2(d)	N	\$79.00	\$82.00	\$0.00	\$82.00	3.80%	\$3.00

Fee of Notice

Advertisement in Newspaper	Local Government Act 2009 s97 2(d)	N					At Cost + \$70.00	
----------------------------	--------------------------------------	---	--	--	--	--	-------------------	--

Droving/Transport

Fee- if Council impounds	Local Government Act 2009 s97 2(d)	N					At Cost + \$70.00	
--------------------------	--------------------------------------	---	--	--	--	--	-------------------	--

All Other Animals

Fee	Local Government Act 2009 s97 2(d)	N					As determined by CEO	
-----	--------------------------------------	---	--	--	--	--	----------------------	--

Hire of Cat/Fox Trap or Barking Collar

The deposit must be claimed within 3 months of the return of the hire product, by the correct form being returned to Council. If this timeframe is not met, the deposit will not be returned.

Name	Head Of Power	GST	Year 24/25	Year 25/26			Increase %	Increase \$
			Fee (incl. GST)	Fee (excl. GST)	GST	Fee (incl. GST)		

Hire of Cat/Fox Trap or Barking Collar [continued]

Hire per week or part thereof		Y	\$14.00	\$13.64	\$1.36	\$15.00	7.14%	\$1.00
Deposit (refundable)		N	\$100.00	\$100.00	\$0.00	\$100.00	0.00%	\$0.00

Cats and Dogs – Registration and Impounding

Registration fees for 2025/2026 detailed below are applicable from the 1 October 2025. From the 1 July - 30 September 2025, registration fees from the 2024/25 Schedule of Fees and Charges apply.

Dog Registration (Calendar Year)

For each dog kept at any premises;

All dogs within the Southern Downs Region are to be registered from 3 months of age.

Working Dogs

No registration fees apply to working dogs in the Region, except those kept in a designated town area. Written evidence must be provided to demonstrate that the dog is a bona fide Working Dog in accordance with the Animal Management (Cats & Dogs) Act 2008.

Desexed dogs include dogs that have been purchased from Council as an unclaimed dog, the purchase price for which includes desexing.

Owners of dogs who produce proof of membership of Dogs Queensland for the current year shall be entitled to a 50% reduction in fees. The owner must demonstrate that they comply with the Planning Scheme & Council's Local Laws.

Owners of dogs which are kept in a kennel in accordance with the Planning Scheme shall be entitled to a 50% reduction in fees for the first 20 dogs kept at the kennel and a 75% reduction in fees for all dogs in excess of the first 20 dogs kept at the kennel, subject to the kennel complying with the conditions of the planning permit for the use of the site as a kennel, and the Animal Management (Cats & Dogs) Act 2008. Council may cancel this reduction in fees at any time where circumstances change or where matters of non-compliance with the planning approval, Local Law or the Act occur.

Owners of dogs who produce evidence that dogs are registered with the appropriate authorities as Assistance dogs shall not be charged a registration fee.

NOTE: OWNERS OF DOGS ARE ONLY ENTITLED TO ONE REDUCTION IN FEES DEPENDING ON THEIR CIRCUMSTANCES AND CANNOT OBTAIN A NUMBER OF DIFFERENT REDUCTIONS FOR THE SAME DOG.

A 50% refund may be sought on cancellation of registration before 30 June because of death of dog or relocation of dog. This refund must be requested in writing.

Any new dog registered after 1 October will be registered until 31 December the following year.

Pensioner's Discount on dog registration will be given to all eligible Pension Holders.

Puppies: Puppies less than 6 months of age will be charged the desexed registration rate. The category of registration will automatically change to be not desexed at the first renewal of the registration, unless notification is provided to Council of the puppy being desexed. It is the owner's responsibility to provide Council a copy of the **desexing certificate** to confirm the registration details.

Standard Rate

Desexed – 1 year Registration	Local Government Act 2009 s97 2(a)	N	\$40.00	\$40.00	\$0.00	\$40.00	0.00%	\$0.00
Pensioner's Desexed Dog – 1 year Registration	Local Government Act 2009 s97 2(a)	N	\$35.00	\$35.00	\$0.00	\$35.00	0.00%	\$0.00
Not Desexed – 1 year Registration	Local Government Act 2009 s97 2(a)	N	\$165.00	\$165.00	\$0.00	\$165.00	0.00%	\$0.00
Pensioner's Not Desexed Dog – 1 year Registration	Local Government Act 2009 s97 2(a)	N	\$145.00	\$145.00	\$0.00	\$145.00	0.00%	\$0.00

Name	Head Of Power	GST	Year 24/25 Fee (incl. GST)	Year 25/26 Fee (excl. GST)	GST	Fee (incl. GST)	Increase %	Increase \$
------	---------------	-----	----------------------------------	----------------------------------	-----	--------------------	---------------	----------------

Standard Rate [continued]

Guide Dog/Assistance Dog	Local Government Act 2009 s97 2(a)	N	\$0.00	\$0.00	\$0.00	\$0.00	0.00%	\$0.00
Declared Dangerous Dog (no discount)	Local Government Act 2009 s97 2(a)	N	\$365.00	\$365.00	\$0.00	\$365.00	0.00%	\$0.00
Declared Menacing Dog (no discount)	Local Government Act 2009 s97 2(a)	N	\$200.00	\$200.00	\$0.00	\$200.00	0.00%	\$0.00
Puppy Registration (aged 3-6 months)	Local Government Act 2009 s97 2(a)	N	\$165.00	\$40.00	\$0.00	\$40.00	-75.76%	-\$125.00

Discount Period Rate

Discount period is 30 days from issue of the renewal notice and has a 10% reduction applied.

Desexed – 1 year Registration	Local Government Act 2009 s97 2(a)	N	\$36.00	\$36.00	\$0.00	\$36.00	0.00%	\$0.00
Pensioner's Desexed Dog – 1 year Registration	Local Government Act 2009 s97 2(a)	N	\$31.50	\$31.50	\$0.00	\$31.50	0.00%	\$0.00
Not Desexed – 1 year Registration	Local Government Act 2009 s97 2(a)	N	\$148.50	\$148.50	\$0.00	\$148.50	0.00%	\$0.00
Pensioner's Not Desexed Dog – 1 year Registration	Local Government Act 2009 s97 2(a)	N	\$130.50	\$130.50	\$0.00	\$130.50	0.00%	\$0.00

Impounding Fees (Registration fee and microchipping extra)

First release of registered and microchipped dog/ First release of microchipped cat	Local Government Act 2009 s97 2(d)	N	\$0.00	\$0.00	\$0.00	\$0.00	0.00%	\$0.00
--	--------------------------------------	---	--------	--------	--------	--------	-------	--------

To owner within 2 business days, no daily fee applies.

Release of registered dog/release of cat	Local Government Act 2009 s97 2(d)	N	\$92.00	\$96.00	\$0.00	\$96.00	4.35%	\$4.00
Release of unregistered dog to owner	Local Government Act 2009 s97 2(d)	N	\$180.00	\$187.00	\$0.00	\$187.00	3.89%	\$7.00
PLUS per day after the first day (for all cats/dogs released)	Local Government Act 2009 s97 2(d)	N	\$37.00	\$39.00	\$0.00	\$39.00	5.41%	\$2.00

PLUS applicable registration and microchipping fees

Microchipping (All animals)	Local Government Act 2009 s97 2(d)	Y	\$71.00	\$67.27	\$6.73	\$74.00	4.23%	\$3.00
Private impounding of animal	Local Government Act 2009 s97 2(d)	N	\$100.00	\$105.00	\$0.00	\$105.00	5.00%	\$5.00

With the exception of feral cats caught in a hired Council trap; and on condition of Council acceptance (ie diseased animal or one not fit for acceptance may not be accepted)
Upon written verification of financial hardship, with evidence of reasons consistent with circumstances outlined in the Rates Concession Policy, approval to waive the private impoundment fee may be provided by the General Manager Planning and Environmental Services.

Purchase of unclaimed dogs

Male	Local Government Act 2009 s97 2(d)	Y	\$330.00	\$311.82	\$31.18	\$343.00	3.94%	\$13.00
Female	Local Government Act 2009 s97 2(d)	Y	\$420.00	\$396.36	\$39.64	\$436.00	3.81%	\$16.00

Plus applicable registration fee and microchipping fee (includes desexing)

Purchase of unclaimed cats

Male	Local Government Act 2009 s97 2(d)	Y	\$230.00	\$217.27	\$21.73	\$239.00	3.91%	\$9.00
------	--------------------------------------	---	----------	----------	---------	----------	-------	--------

Name	Head Of Power	GST	Year 24/25 Fee (incl. GST)	Year 25/26 Fee (excl. GST)	GST	Fee (incl. GST)	Increase %	Increase \$
------	---------------	-----	----------------------------------	----------------------------------	-----	--------------------	---------------	----------------

Purchase of unclaimed cats [continued]

Female	Local Government Act 2009 s97 2(d)	Y	\$330.00	\$311.82	\$31.18	\$343.00	3.94%	\$13.00
Plus applicable registration fee and microchipping fee (includes desexing)								

Purchase of desexed dog or cat

Purchase of desexed and microchipped dog or cat (plus applicable registration fee and microchipping fee)	Local Government Act 2009 s97 2(d)	Y	\$100.00	\$94.55	\$9.45	\$104.00	4.00%	\$4.00
--	--------------------------------------	---	----------	---------	--------	----------	-------	--------

Other Animal Fees

Replacement of registration tag	Local Government Act 2009 s97 2(a)	N	\$7.50	\$8.00	\$0.00	\$8.00	6.67%	\$0.50
Dangerous Dog signs		Y	\$59.00	\$56.36	\$5.64	\$62.00	5.08%	\$3.00
Regulated Dog collar - small	Local Government Act 2009 s97 2(a)	Y	\$19.80	\$19.09	\$1.91	\$21.00	6.06%	\$1.20
Regulated Dog collar - medium		Y	\$23.10	\$21.82	\$2.18	\$24.00	3.90%	\$0.90
Regulated Dog collar - large		Y	\$28.60	\$27.27	\$2.73	\$30.00	4.90%	\$1.40
Regulated Dog tag		Y	\$2.20	\$2.27	\$0.23	\$2.50	13.64%	\$0.30

Wild Dog Bounty

Wild Dog Bounty per head – whole SDRC area	Local Government Act 2009 s97 2(a)	N	\$100.00	\$100.00	\$0.00	\$100.00	0.00%	\$0.00
Wild Dog Pups (Determined by Authorised Officers)	Local Government Act 2009 s97 2(a)	N	\$50.00	\$50.00	\$0.00	\$50.00	0.00%	\$0.00

Building Fees

Class 1

Up to 150m2	Local Government Act 2009 s97 2(e)	Y	\$1,381.00	\$1,302.73	\$130.27	\$1,433.00	3.77%	\$52.00
For each additional 10m2 or part thereof	Local Government Act 2009 s97 2(e)	Y	\$61.00	\$58.18	\$5.82	\$64.00	4.92%	\$3.00
For alterations and additions up to 50m2	Local Government Act 2009 s97 2(e)	Y	\$837.00	\$789.09	\$78.91	\$868.00	3.70%	\$31.00
For each additional unit attached or not (duplex, triplex)	Local Government Act 2009 s97 2(e)	Y	\$0.00	\$360.00	\$36.00	\$396.00	∞	\$396.00

Removal Buildings

Assessment of building work (including Amenity and Aesthetics assessment)	Local Government Act 2009 s97 2(e)	Y	\$2,394.00	\$2,257.27	\$225.73	\$2,483.00	3.72%	\$89.00
Application to Council as a Concurrence Agency for Amenity and Aesthetics Assessment of removal building only - see other assessment requests	Local Government Act 2009 s97 2(e)	N	\$840.00	\$872.00	\$0.00	\$872.00	3.81%	\$32.00
Demolition Permit	Local Government Act 2009 s97 2(e)	Y	\$361.00	\$340.91	\$34.09	\$375.00	3.88%	\$14.00

Name	Head Of Power	GST	Year 24/25 Fee (incl. GST)	Year 25/26			Increase %	Increase \$
				Fee (excl. GST)	GST	Fee (incl. GST)		

Removal Buildings [continued]

Security bond for removal dwelling - Rural Areas	Local Government Act 2009 s97 2(e)	N	Into Rural Areas - \$15,000					
Security bond for removal dwelling - Urban and Rural Residential Areas	Local Government Act 2009 s97 2(e)	N	Into Urban and Rural Residential Areas - \$30,000					
Partial refund of security bond (does not apply to final release of bond) where inspection is required	Local Government Act 2009 s97 2(e)	N	\$473.00	\$491.00	\$0.00	\$491.00	3.81%	\$18.00
Partial refund of security bond (does not apply to final release of bond) - where no inspection is required	Local Government Act 2009 s97 2(e)	N	\$237.00	\$246.00	\$0.00	\$246.00	3.80%	\$9.00
Final release of bond (including inspection) where building work is not completed within 12 months of approval	Local Government Act 2009 s97 2(e)	N	\$473.00	\$491.00	\$0.00	\$491.00	3.81%	\$18.00

Class 10 – Without Plumbing Fixtures (unless only wash basin)

Up to 100m2	Local Government Act 2009 s97 2(e)	Y	\$599.00	\$687.27	\$68.73	\$756.00	26.21%	\$157.00
For each additional 10m2 or part thereof	Local Government Act 2009 s97 2(e)	Y	\$37.00	\$40.91	\$4.09	\$45.00	21.62%	\$8.00
Application with non-professionally (Architect, Draftsperson, Designer) prepared plans (in addition) to application fee	Local Government Act 2009 s97 2(e)	Y	\$0.00	\$227.27	\$22.73	\$250.00	∞	\$250.00

Class 10 - Alterations and Additions not exceeding 50m2

up to 50m2	Local Government Act 2009 s97 2(e)	Y	\$315.00	\$348.18	\$34.82	\$383.00	21.59%	\$68.00
Application with non-professionally (Architect, Draftsperson, Designer) drawn plans (in addition to application fee)	Local Government Act 2009 s97 2(e)	Y	\$0.00	\$227.27	\$22.73	\$250.00	∞	\$250.00

Class 10 – With Plumbing Fixtures

Up to 100m2	Local Government Act 2009 s97 2(e)	Y	\$819.00	\$863.64	\$86.36	\$950.00	16.00%	\$131.00
For each additional 10m2 or part thereof	Local Government Act 2009 s97 2(e)	Y	\$37.00	\$40.91	\$4.09	\$45.00	21.62%	\$8.00
Application with non-professionally (Architect, Draftsperson, Designer) drawn plans (in addition to application fee)	Local Government Act 2009 s97 2(e)	Y	\$0.00	\$227.27	\$22.73	\$250.00	∞	\$250.00

Class 2-9

Building Certification Class 2-9 Buildings & Structures (Fees for application processing and inspections to be conducted by Private Building Certifier)	Local Government Act 2009 s97 2(e)	Y	\$370 + Actual Cost					
---	--------------------------------------	---	---------------------	--	--	--	--	--

Name	Head Of Power	GST	Year 24/25	Year 25/26			Increase %	Increase \$
			Fee (incl. GST)	Fee (excl. GST)	GST	Fee (incl. GST)		

Farm Building and Farm Sheds (as defined by QDC MP3.7)

Building Certification Farm Buildings & Farm Sheds (Fees for application processing and inspections to be conducted by Private Building Certifier)	Local Government Act 2009 s97 2(e)	Y					\$370 + Actual Cost	
--	--------------------------------------	---	--	--	--	--	---------------------	--

Application for extension of building approval

Application Fee (including request for additional extension from Private Certifier)	Local Government Act 2009 s97 2(e)	Y	\$122.00	\$131.82	\$13.18	\$145.00	18.85%	\$23.00
---	--------------------------------------	---	----------	----------	---------	----------	--------	---------

Inspection fees

Finals for building applications where no final or lapsing notice issued (privately certified) - Class 1	Local Government Act 2009 s97 2(e)	Y	\$550.00	\$519.09	\$51.91	\$571.00	3.82%	\$21.00
Finals for building applications where no final or lapsing notice issued (privately certified) - Class 10	Local Government Act 2009 s97 2(e)	Y	\$400.00	\$377.27	\$37.73	\$415.00	3.75%	\$15.00
Where required to re-inspect building work (Council certified), previously inspected (per inspection) Class 1 & 10	Local Government Act 2009 s97 2(e)	Y	\$326.00	\$308.18	\$30.82	\$339.00	3.99%	\$13.00
Where required to re-inspect building work (where Council has engaged a Private Building Certifier), previously inspected (per inspection) - any Class	Local Government Act 2009 s97 2(e)	Y					Actual Cost	
Finals for building applications built after 30 April 1998 where no lapsing notice issued (privately certified) Class 2-9 (Fees for application processing and inspections to be conducted by Private Building Certifier)*	Local Government Act 2009 s97 2(e)	Y					\$370 + Actual Cost	

*Ability to undertake this service will be at the discretion of the private building certifier.

Building Searches

Record searches are using Council's electronic and manual records only and may not reflect what is on the land.

Commercial and other Records Search		N	\$462.00	\$480.00	\$0.00	\$480.00	3.90%	\$18.00
Residential (Single dwelling or Dual occupancy) Records Search		N	\$231.00	\$240.00	\$0.00	\$240.00	3.90%	\$9.00
Physical searches on land to see whether all building on the land have received approval	Local Government Act 2009 s97 2(e)	N	\$609.00	\$632.00	\$0.00	\$632.00	3.78%	\$23.00

Name	Head Of Power	GST	Year 24/25 Fee (incl. GST)	Year 25/26			Increase %	Increase \$
				Fee (excl. GST)	GST	Fee (incl. GST)		

Building Searches [continued]

Physical searches on land to see whether all building on the land have received approval (commercial)	Local Government Act 2009 s97 2(e)	N	\$0.00	\$872.00	\$0.00	\$872.00	∞	\$872.00
Urgent Commercial and Other Records Search (within 2 working days)		N	\$609.00	\$632.00	\$0.00	\$632.00	3.78%	\$23.00
Urgent records search (within 2 working days)	Local Government Act 2009 s97 2(e)	N	\$361.00	\$375.00	\$0.00	\$375.00	3.88%	\$14.00
Reissue of records search	Local Government Act 2009 s97 2(e)	N	\$98.00	\$102.00	\$0.00	\$102.00	4.08%	\$4.00
Urgent reissue of Records search	Local Government Act 2009 s97 2(e)	N	\$194.00	\$202.00	\$0.00	\$202.00	4.12%	\$8.00

List of Building Approvals Issued Each Month

Application Fee	Y	\$700/year or \$70/month
-----------------	---	--------------------------

Change of Classification

Class 1a-1b	Local Government Act 2009 s97 2(e)	Y	\$789.00	\$909.09	\$90.91	\$1,000.00	26.74%	\$211.00
Class 10-1	Local Government Act 2009 s97 2(e)	Y	\$1,260.00	\$1,272.73	\$127.27	\$1,400.00	11.11%	\$140.00
Any change within or changing to Classes 2-9 (Fees for application processing and inspections to be conducted by Private Building Certifier)	Local Government Act 2009 s97 2(e)	Y					\$370 + Actual Cost	

Erection of Structures

Other Class 10 structures/buildings that are not listed		Y	\$623.00	\$667.27	\$66.73	\$734.00	17.82%	\$111.00
New pool and fence	Local Government Act 2009 s97 2(e)	Y	\$623.00	\$667.27	\$66.73	\$734.00	17.82%	\$111.00
Signs and Billboards	Local Government Act 2009 s97 2(e)	Y	\$623.00	\$667.27	\$66.73	\$734.00	17.82%	\$111.00
Awning – erection of an awning to a commercial building	Local Government Act 2009 s97 2(e)	Y	\$779.00	\$734.55	\$73.45	\$808.00	3.72%	\$29.00
Patio/Pergola	Local Government Act 2009 s97 2(e)	Y	\$623.00	\$667.27	\$66.73	\$734.00	17.82%	\$111.00
Temporary Structure (eg Marquees)	Local Government Act 2009 s97 2(e)	Y	\$814.00	\$768.18	\$76.82	\$845.00	3.81%	\$31.00
Special Structure - cannot comply with a BCA classification (Fees for application processing and inspections to be conducted by Private Building Certifier)*	Local Government Act 2009 s97 2(e)	Y					\$370 + Actual Cost	

*Classification of a special structure and ability to undertake this service will be at the discretion of the private building certifier.

Name	Head Of Power	GST	Year 24/25 Fee (incl. GST)	Year 25/26			Increase %	Increase \$
				Fee (excl. GST)	GST	Fee (incl. GST)		

Erection of Structures [continued]

Special Structure - cannot comply with a BSA classification (Fees for application processing and inspections to be conducted by Private Building Certifier)*	Local Government Act 2009 s97 2(e)	Y						\$370 + Actual Cost
<ul style="list-style-type: none"> Classification of a special structure and ability to undertake this service will be at the discretion of the private building certifier. 								

Swimming Pool Safety Compliance Certificate

Application & Inspection Fee (existing pool)	Local Government Act 2009 s97 2(e)	Y	\$357.00	\$435.45	\$43.55	\$479.00	34.17%	\$122.00
Re-inspection following non-compliance (existing pool)	Local Government Act 2009 s97 2(e)	Y	\$186.00	\$175.45	\$17.55	\$193.00	3.76%	\$7.00

Other Assessment Requests

Cancelling a development application approval under Section 84 of the Planning Act - Admin Fee	Local Government Act 2009 s97 2(e)	N	\$263.00	\$273.00	\$0.00	\$273.00	3.80%	\$10.00
Making a change application to change a development approval - minor change - minor amendments to plans only	Local Government Act 2009 s97 2(e)	N	\$122.00	\$127.00	\$0.00	\$127.00	4.10%	\$5.00
Making a change application to change a development approval - Minor Change	Local Government Act 2009 s97 2(e)	N	\$473.00	\$491.00	\$0.00	\$491.00	3.81%	\$18.00
Making a change application to change a development approval - Other Change	Local Government Act 2009 s97 2(e)	N		As for a new application				
Performance solutions assessment (applies to all classes)	Local Government Act 2009 s97 2(e)	N	\$1,575.00	\$1,634.00	\$0.00	\$1,634.00	3.75%	\$59.00
Application to Council as a Concurrence Agency for Building Works in accordance with the Planning Regulation 2019 (excluding removal buildings, local heritage places, and works assessable against the planning scheme)	Local Government Act 2009 s97 2(e)	N	\$480.00	\$498.00	\$0.00	\$498.00	3.75%	\$18.00
Application to extend relevant period of building approval for which Council was a Concurrence Agency	Local Government Act 2009 s97 2(e)	N	\$122.00	\$127.00	\$0.00	\$127.00	4.10%	\$5.00
Application to change a Concurrence Agency Response, when Council was a Concurrence Agency (Minor Change determined by assessment manager)	Local Government Act 2009 s97 2(e)	N	\$122.00	\$127.00	\$0.00	\$127.00	4.10%	\$5.00

Lodgement/Archival Fee

Application Fee (including for change applications)	Local Government Act 2009 s97 2(c)	N	\$171.00	\$225.00	\$0.00	\$225.00	31.58%	\$54.00
---	--------------------------------------	---	----------	----------	--------	----------	--------	---------

Name	Head Of Power	GST	Year 24/25	Year 25/26			Increase %	Increase \$
			Fee (incl. GST)	Fee (excl. GST)	GST	Fee (incl. GST)		

Request for Development Information (Form 19)

Request	Local Government Act 2009 s97 2(c)	N	\$200.00	\$208.00	\$0.00	\$208.00	4.00%	\$8.00
D1 – refer to Building Record search (for additional fee); D2 – refer to Certificate of Occupancy – copy (for additional fee); D3 – refer to Building Record search (for additional fee); E1 – E3 – refer to Standard Planning & Development Certificate (for additional fee)								

Other Building Fees

Application for Certificate of Occupancy for a building or structure built before 30 April 1998 (Building Act 1975 Section 123) - (Fees for application processing and inspections to be conducted by Private Building Certifier)	Local Government Act 2009 s97 2(e)	N	\$370 + Actual Cost					
Request for copy of existing Certificate of Classification/Occupancy (includes a copy of Certificate or written advice if unavailable) - per document	Local Government Act 2009 s97 2(e)	N	\$110.00	\$115.00	\$0.00	\$115.00	4.55%	\$5.00
Copy of development approval documents (Decision Notice, Certificates, Plans, etc) - per document	Local Government Act 2009 s97 2(e)	N	\$65.00	\$68.00	\$0.00	\$68.00	4.62%	\$3.00
Pre-lodgement Meeting (60 mins)		Y	\$300.00	\$272.73	\$27.27	\$300.00	0.00%	\$0.00
By written request, a deduction of the pre-lodgement fee will be made following the lodgement of an application within 12 months from the meeting date								
Post Event Approval Fee Class 1-10	Local Government Act 2009 s97 2(e)	Y	Standard application fee + 33%					
Reassessment of existing building approval (Council or Privately Certified)	Local Government Act 2009 s97 2(e)	Y	As per new application					

Refund of Building Fees and Plumbing Fees

Application approved but no inspections carried out (where No GST paid on original charge)	N	30%
Application assessed but not approved (where No GST paid on original charge)	N	50%
Application created and pre-assessment conducted (where No GST paid on original charge)	N	75%
Application received, initial processing, including splitting (where No GST paid on original charge)	N	90%
Approval Lapsed (where No GST paid on original charge)	N	No Refund

Name	Head Of Power	GST	Year 24/25		Year 25/26		Increase %	Increase \$
			Fee (incl. GST)	Fee (excl. GST)	GST	Fee (incl. GST)		

Refund of Building Fees and Plumbing Fees [continued]

Application received, initial processing, including splitting (where GST paid on original charge)	Y						90%	
Application assessed but not approved (where GST paid on original charge)	Y						50%	
Application approved but no inspections carried out (where GST paid on original charge)	Y						30%	
Approval Lapsed (where GST paid on original charge)	Y						No Refund	
Part of application fee retained by Council if development application does not proceed due to application not being properly made within legislative timeframe	Y		\$265.00	\$250.00	\$25.00	\$275.00	3.77%	\$10.00

Plumbing Fees

Applications and Alterations for Plumbing and Drainage Works

The following fees for plumbing and drainage also apply in respect of septic tank installations and on-site treatment plants

Non-Profit Organisations

50% discount of the Application and Permit Fees for non-profit organisations (upon receipt of a written application to the General Manager verifying their non-profit status)

Application for plumbing and drainage works (includes inspection fee)

Class 1 to 10 buildings	Local Government Act 2009 s97 2(e)	N					\$149 per fixture	
							Min. Fee excl. GST: \$250.00	
							Min. Fee incl. GST: \$250.00	
For each additional unit attached or not (duplex, triplex)	Local Government Act 2009 s97 2(e)	N	\$0.00	\$250.00	\$0.00	\$250.00	∞	\$250.00
Class 2-9 buildings less than 500m2	Local Government Act 2009 s97 2(e)	N					\$179.00 per fixture	
							Min. Fee excl. GST: \$250.00	
							Min. Fee incl. GST: \$250.00	
Class 2-9 buildings 500m2 or greater	Local Government Act 2009 s97 2(e)	N					Fixture Fee + \$800.00	
Application for extension of plumbing approval	Local Government Act 2009 s97 2(e)	N	\$116.00	\$121.00	\$0.00	\$121.00	4.31%	\$5.00
Relocatable Dwellings (includes in-factory inspection fee)	Local Government Act 2009 s97 2(e)	N	\$371.00	\$385.00	\$0.00	\$385.00	3.77%	\$14.00
Temporary Site Ablution Buildings	Local Government Act 2009 s97 2(e)	N	\$371.00	\$385.00	\$0.00	\$385.00	3.77%	\$14.00

Assessment and inspection for internal hydraulic plans including commercial premises, industrial premises, retail premises and multiple unit development for common property

Water and sewer pipe work	Local Government Act 2009 s97 2(e)	N					\$7.14 per metre	
---------------------------	--------------------------------------	---	--	--	--	--	------------------	--

Name	Head Of Power	GST	Year 24/25 Fee (incl. GST)	Year 25/26			Increase %	Increase \$
				Fee (excl. GST)	GST	Fee (incl. GST)		

Assessment and inspection for internal hydraulic plans including commercial premises, industrial premises, retail premises and multiple unit development for common property [continued]

Fire service landing valve	Local Government Act 2009 s97 2(e)	N	\$181.00	\$188.00	\$0.00	\$188.00	3.87%	\$7.00
Sewer maintenance hole (MH)	Local Government Act 2009 s97 2(e)	N	\$181.00	\$188.00	\$0.00	\$188.00	3.87%	\$7.00

Other

Works undertaken prior to a plumbing and drainage application for the same works being submitted (this fee is in addition to the application fee)		N	\$105.00	\$109.00	\$0.00	\$109.00	3.81%	\$4.00
Inspection fee – includes advisory inspection prior to application (to be paid at time of booking)	Local Government Act 2009 s97 2(e)	N	\$186.00	\$210.00	\$0.00	\$210.00	12.90%	\$24.00
Re-inspection fees – when work not ready or incomplete at time notified for inspection	Local Government Act 2009 s97 2(e)	N	\$361.00	\$398.00	\$0.00	\$398.00	10.25%	\$37.00
Application to Council as a Referral Agency for Building Work in accordance with Schedule 9 of the Planning Regulation 2017 (Class 1 building on premises with on-site wastewater management system)	Local Government Act 2009 s97 2(e)	N	\$250.00	\$260.00	\$0.00	\$260.00	4.00%	\$10.00
Conversion from Septic to Treatment Plant and or Installation of a Treatment Plant	Local Government Act 2009 s97 2(e)	N	\$361.00	\$398.00	\$0.00	\$398.00	10.25%	\$37.00
Copy of "as constructed" Drainage Plan – no cost to property owners or plumbers working on behalf of owners with written permission	Local Government Act 2009 s97 2(e)	N	\$83.00	\$95.00	\$0.00	\$95.00	14.46%	\$12.00
Backflow Device Annual Registration Fee (Tagged Device)	Local Government Act 2009 s97 2(e)	N	\$54.00 per device Min. Fee excl. GST: \$49.90 Min. Fee incl. GST: \$49.90					
Backflow Device Annual Registration Fee (Untagged Device)	Local Government Act 2009 s97 2(e)	N	\$65.00 per device Min. Fee excl. GST: \$65.00 Min. Fee incl. GST: \$65.00					
On-site sewage facility (secondary/advanced secondary) or grey water treatment system Annual Registration Fee (per facility)	Local Government Act 2009 s97 2(e)	N	\$70.00	\$70.00	\$0.00	\$70.00	0.00%	\$0.00
Paper lodgement fee	Local Government Act 2009 s97 2(e)	N	\$0.00	\$80.00	\$0.00	\$80.00	∞	\$80.00

Name	Head Of Power	GST	Year 24/25	Year 25/26			Increase %	Increase \$
			Fee (incl. GST)	Fee (excl. GST)	GST	Fee (incl. GST)		

Licence, Registration and Permit Fees

Notes:

Food and Personal Appearance Services

Pro rata fees schedule - all new applications for existing premises / approvals (no plan assessment) and annual licence component of new application (plan assessment) required

- 1 Jul to 30 Sep - full annual fee
- 1 Oct to 31 Dec - 75% annual fee
- 1 Jan to 31 Mar - 50% annual fee

Any licence issued for an application received between 1 April - 30 June will be issued until 30 June of the following year.

All licences and approvals issued by Environmental Services section excluding SLL1.5, SLL1.4, SLL1.2 and SLL1.14
50% discount for non-profit organisations (upon receipt of a written application to the Manager Environmental Services verifying their non-profit status)

Replacement Licence/ Permit Fee	Local Government Act 2009 s97 2(a)	N	\$48.00	\$50.00	\$0.00	\$50.00	4.17%	\$2.00
Amendment of Licence/ Permit Fee (Administrative Details of Licence Only)	Local Government Act 2009 s97 2(a)	N	\$81.00	\$84.00	\$0.00	\$84.00	3.70%	\$3.00

Design Approval for Licence Premises (Food and Personal Appearance Services)

Note:

All new (or existing) applications that require plan assessment - application fees are non-refundable if application is withdrawn, cancelled or suspended.

Design Approval for Licence Premises Plans	Local Government Act 2009 s97 2(a)	N	\$470.00	\$488.00	\$0.00	\$488.00	3.83%	\$18.00
---	---	---	----------	----------	--------	----------	-------	---------

Food Premises

Notes:

Licence for **Mobile Food Vehicle** not required if licensed by another Local Government.

For **Personal Appearance Services** and **Food Premises**, 'Existing Approved Premises' means, premises has been operating as that use within the last 6 months.

Food Premises Category Definitions:

Category 1 High Risk Premises - Food businesses that both process and serve ready to eat potentially hazardous food
Category 2 High Risk Premises - Sale of unpackaged ready to eat potentially hazardous food that was not made or processed on site

Category 3 Low Risk Premises - Commercial/Retail handling and preparation (not home-based kitchens) of low risk food products only (e.g water carters)

Category 4 Low Risk Premises - Home based non-potentially hazardous, low risk food product i.e. cakes, jams, snack foods, chutney

Application for Licence Renewals/New Licence for Existing Approved Premise (no plans required)

Category 1 - High Risk Premises	Local Government Act 2009 s97 2(a)	N	\$535.00	\$555.00	\$0.00	\$555.00	3.74%	\$20.00
Category 2 - High Risk Premises	Local Government Act 2009 s97 2(a)	N	\$430.00	\$446.00	\$0.00	\$446.00	3.72%	\$16.00
Category 3 - Low Risk Premises	Local Government Act 2009 s97 2(a)	N	\$300.00	\$312.00	\$0.00	\$312.00	4.00%	\$12.00

Name	Head Of Power	GST	Year 24/25 Fee (incl. GST)	Year 25/26			Increase %	Increase \$
				Fee (excl. GST)	GST	Fee (incl. GST)		

Application for Licence Renewals/New Licence for Existing Approved Premise (no plans required) [continued]

Category 4 - Low Risk Premises (Home based)	Local Government Act 2009 s97 2(a)	N	\$300.00	\$312.00	\$0.00	\$312.00	4.00%	\$12.00
---	--------------------------------------	---	----------	----------	--------	----------	-------	---------

Additional Inspections

Additional re-inspection(s) required, as determined by inspecting Environmental Health Officer	Local Government Act 2009 s97 2(a)	N	\$205.00	\$213.00	\$0.00	\$213.00	3.90%	\$8.00
--	--------------------------------------	---	----------	----------	--------	----------	-------	--------

Per re-inspection

Restoration of Expired Licence

Restoration Fee	Local Government Act 2009 s97 2(a)	N	\$84.00	\$88.00	\$0.00	\$88.00	4.76%	\$4.00
-----------------	--------------------------------------	---	---------	---------	--------	---------	-------	--------

Application for New Licence or Alterations to Existing Premise (plans required)

Category 1 - High Risk Premises	Local Government Act 2009 s97 2(a)	N	\$535.00 + Design Approval Fee					
Category 2 - High Risk Premises	Local Government Act 2009 s97 2(a)	N	\$430.00 + Design Approval Fee					
Category 3 - Low Risk Premises	Local Government Act 2009 s97 2(a)	N	\$300.00 + Design Approval Fee					
Category 4 - Low Risk Premises (Home based)	Local Government Act 2009 s97 2(a)	N	\$300.00 + Design approval fee					

Temporary Food Licence Fee

1 event (max 5 days)	Local Government Act 2009 s97 2(a)	N	\$129.00	\$134.00	\$0.00	\$134.00	3.88%	\$5.00
Annual (Valid for 12 months after date of issue)	Local Government Act 2009 s97 2(a)	N	\$248.00	\$258.00	\$0.00	\$258.00	4.03%	\$10.00

Food Safety Program Requirement

Accreditation of Food Safety Program with Third Party Audit Report	Local Government Act 2009 s97 2(a)	N	\$363.00	\$377.00	\$0.00	\$377.00	3.86%	\$14.00
--	--------------------------------------	---	----------	----------	--------	----------	-------	---------

This fee covers the accreditation being completed in 3 hours. For more complex applications, the Environmental Health Officer charge out rate will be applied if the accreditation takes longer than 3 hours.

Assessment of Amended Food Safety Program	Local Government Act 2009 s97 2(a)	N	\$286.00	\$297.00	\$0.00	\$297.00	3.85%	\$11.00
---	--------------------------------------	---	----------	----------	--------	----------	-------	---------

Personal Appearance Service Premises

Application for Licence Renewal/New Licence for Existing Approved Premises (no plans required)	Local Government Act 2009 s97 2(a)	N	\$364.00	\$378.00	\$0.00	\$378.00	3.85%	\$14.00
--	--------------------------------------	---	----------	----------	--------	----------	-------	---------

Local Laws

Any application for an annual approval issued in the last 3 months of the approval year will be issued until the end of the following annual approval period.

Name	Head Of Power	GST	Year 24/25 Fee (incl. GST)	Year 25/26			Increase %	Increase \$
				Fee (excl. GST)	GST	Fee (incl. GST)		

New Applications

Applications for amendment of approval under Local Laws	Local Government Act 2009 s97 2(a)	N	\$286.00	\$297.00	\$0.00	\$297.00	3.85%	\$11.00
---	--------------------------------------	---	----------	----------	--------	----------	-------	---------

Local Law No 5 (Parking) 2011

Parking permit to occupy a parking space in a regulated parking area (Subordinate Local Law Section 7)	Local Government Act 2009 s97 2(a)	N	\$60.00 per day					
--	--------------------------------------	---	-----------------	--	--	--	--	--

Subordinate Local Law No 1.5 (Keeping of Animals) 2011 (Application to keep animals under Schedule 2 of Subordinate Local Law No. 2 (Animal Management) 2011)

Application to keep breeding dogs or breeding cats (Animal Breeder Permit)	Local Government Act 2009 s97 2(a)	N	\$324.00	\$336.00	\$0.00	\$336.00	3.70%	\$12.00
Any other application for the keeping of animals	Local Government Act 2009 s97 2(a)	N	\$198.00	\$206.00	\$0.00	\$206.00	4.04%	\$8.00
Annual renewal of approval for the keeping of animals	Local Government Act 2009 s97 2(a)	N	\$55.00	\$58.00	\$0.00	\$58.00	5.45%	\$3.00

Subordinate Local Law No. 1.3 (Establishment or Occupation of a Temporary Home) 2011

Application for Approval under Local Law	Local Government Act 2009 s97 2(a)	N	\$375.00	\$389.00	\$0.00	\$389.00	3.73%	\$14.00
Application to extend the term of approval	Local Government Act 2009 s97 2(a)	N	\$125.00	\$130.00	\$0.00	\$130.00	4.00%	\$5.00

Subordinate Local Law No. 1.11 and 1.19 (Accommodation) 2011

New Applications (in addition to annual renewal fee)	Local Government Act 2009 s97 2(d)	N	\$419.00	\$435.00	\$0.00	\$435.00	3.82%	\$16.00
Annual renewal fee for rental accommodation	Local Government Act 2009 s97 2(a)	N	\$100.00/accommodation unit (maximum \$600.00)					
			Min. Fee excl. GST: \$200.00 Min. Fee incl. GST: \$200.00					

E.g. motel, hotel, bed & breakfast and backpackers etc. Fee per accommodation unit (cabin, suite, dwelling unit or bedroom)

Subordinate Local Law No. 1.8 (Operation of Caravan Parks) 2011

Application for caravan park	Local Government Act 2009 s97 2(a)	N	\$761.00	\$790.00	\$0.00	\$790.00	3.81%	\$29.00
------------------------------	--------------------------------------	---	----------	----------	--------	----------	-------	---------

Plus Annual Fee

Application for overflow area only

(i) within an existing caravan park	Local Government Act 2009 s97 2(a)	N	\$286.00	\$297.00	\$0.00	\$297.00	3.85%	\$11.00
(ii) not within an existing caravan park	Local Government Act 2009 s97 2(a)	N	\$508.00	\$527.00	\$0.00	\$527.00	3.74%	\$19.00

Name	Head Of Power	GST	Year 24/25 Fee (incl. GST)	Year 25/26			Increase %	Increase \$
				Fee (excl. GST)	GST	Fee (incl. GST)		

Annual renewal of approval for caravan park

(i) that provides for caravans and/or tents only	Local Government Act 2009 s97 2(a)	N	\$490.00	\$509.00	\$0.00	\$509.00	3.88%	\$19.00
(ii) that includes complementary accommodation	Local Government Act 2009 s97 2(a)	N	\$635.00	\$659.00	\$0.00	\$659.00	3.78%	\$24.00
(iii) that includes an overflow area (in addition to (i) or (ii) above)	Local Government Act 2009 s97 2(a)	N	\$129.00	\$134.00	\$0.00	\$134.00	3.88%	\$5.00
(iv) that is an overflow area only	Local Government Act 2009 s97 2(a)	N	\$129.00	\$134.00	\$0.00	\$134.00	3.88%	\$5.00

Installation of Advertising Devices (Sub LL No. 1.4)

Mobile sign located on footpath

Application for permit under Local Law and annual renewal fee, per sign	Local Government Act 2009 s97 2(a)	N																																																																																																																																																																																																																																																																																																																																																																																																																																																																																																																																																																																																																																																																																																																																																																																																																																																																																																																																																																																																																																																																																																																																																																																																																																																																																																																																																																																																																																																																																							
---	--------------------------------------	---	--	--	--	--	--	--	--	--	--	--	--	--	--	--	--	--	--	--	--	--	--	--	--	--	--	--	--	--	--	--	--	--	--	--	--	--	--	--	--	--	--	--	--	--	--	--	--	--	--	--	--	--	--	--	--	--	--	--	--	--	--	--	--	--	--	--	--	--	--	--	--	--	--	--	--	--	--	--	--	--	--	--	--	--	--	--	--	--	--	--	--	--	--	--	--	--	--	--	--	--	--	--	--	--	--	--	--	--	--	--	--	--	--	--	--	--	--	--	--	--	--	--	--	--	--	--	--	--	--	--	--	--	--	--	--	--	--	--	--	--	--	--	--	--	--	--	--	--	--	--	--	--	--	--	--	--	--	--	--	--	--	--	--	--	--	--	--	--	--	--	--	--	--	--	--	--	--	--	--	--	--	--	--	--	--	--	--	--	--	--	--	--	--	--	--	--	--	--	--	--	--	--	--	--	--	--	--	--	--	--	--	--	--	--	--	--	--	--	--	--	--	--	--	--	--	--	--	--	--	--	--	--	--	--	--	--	--	--	--	--	--	--	--	--	--	--	--	--	--	--	--	--	--	--	--	--	--	--	--	--	--	--	--	--	--	--	--	--	--	--	--	--	--	--	--	--	--	--	--	--	--	--	--	--	--	--	--	--	--	--	--	--	--	--	--	--	--	--	--	--	--	--	--	--	--	--	--	--	--	--	--	--	--	--	--	--	--	--	--	--	--	--	--	--	--	--	--	--	--	--	--	--	--	--	--	--	--	--	--	--	--	--	--	--	--	--	--	--	--	--	--	--	--	--	--	--	--	--	--	--	--	--	--	--	--	--	--	--	--	--	--	--	--	--	--	--	--	--	--	--	--	--	--	--	--	--	--	--	--	--	--	--	--	--	--	--	--	--	--	--	--	--	--	--	--	--	--	--	--	--	--	--	--	--	--	--	--	--	--	--	--	--	--	--	--	--	--	--	--	--	--	--	--	--	--	--	--	--	--	--	--	--	--	--	--	--	--	--	--	--	--	--	--	--	--	--	--	--	--	--	--	--	--	--	--	--	--	--	--	--	--	--	--	--	--	--	--	--	--	--	--	--	--	--	--	--	--	--	--	--	--	--	--	--	--	--	--	--	--	--	--	--	--	--	--	--	--	--	--	--	--	--	--	--	--	--	--	--	--	--	--	--	--	--	--	--	--	--	--	--	--	--	--	--	--	--	--	--	--	--	--	--	--	--	--	--	--	--	--	--	--	--	--	--	--	--	--	--	--	--	--	--	--	--	--	--	--	--	--	--	--	--	--	--	--	--	--	--	--	--	--	--	--	--	--	--	--	--	--	--	--	--	--	--	--	--	--	--	--	--	--	--	--	--	--	--	--	--	--	--	--	--	--	--	--	--	--	--	--	--	--	--	--	--	--	--	--	--	--	--	--	--	--	--	--	--	--	--	--	--	--	--	--	--	--	--	--	--	--	--	--	--	--	--	--	--	--	--	--	--	--	--	--	--	--	--	--	--	--	--	--	--	--	--	--	--	--	--	--	--	--	--	--	--	--	--	--	--	--	--	--	--	--	--	--	--	--	--	--	--	--	--	--	--	--	--	--	--	--	--	--	--	--	--	--	--	--	--	--	--	--	--	--	--	--	--	--	--	--	--	--	--	--	--	--	--	--	--	--	--	--	--	--	--	--	--	--	--	--	--	--	--	--	--	--	--	--	--	--	--	--	--	--	--	--	--	--	--	--	--	--	--	--	--	--	--	--	--	--	--	--	--	--	--	--	--	--	--	--	--	--	--	--	--	--	--	--	--	--	--	--	--	--	--	--	--	--	--	--	--	--	--	--	--	--	--	--	--	--	--	--	--	--	--	--	--	--	--	--	--	--	--	--	--	--	--	--	--	--	--	--	--	--	--	--	--	--	--	--	--	--	--	--	--	--	--	--	--	--	--	--	--	--	--	--	--	--	--	--	--	--	--	--	--	--	--	--	--	--	--	--	--	--	--	--	--	--	--	--	--	--	--	--	--	--	--	--	--	--	--	--	--	--	--	--	--	--	--	--	--	--	--	--	--	--	--	--	--	--	--	--	--	--	--	--	--	--	--	--	--	--	--	--	--	--	--	--	--	--	--	--	--	--	--	--	--	--	--	--	--	--	--	--	--	--	--	--	--	--	--	--	--	--	--	--	--	--	--	--	--	--	--	--	--	--	--	--	--	--	--	--	--	--	--	--	--	--	--	--	--	--	--	--	--	--	--	--	--	--	--	--	--	--	--	--	--	--	--	--	--	--	--	--	--	--	--	--	--	--	--	--	--	--	--	--	--	--	--	--	--	--	--	--	--	--	--	--	--	--	--	--	--	--	--	--	--	--	--	--	--	--	--	--	--	--	--	--	--	--	--	--	--	--	--	--	--	--	--	--	--	--	--	--	--	--	--	--	--	--	--	--	--	--	--	--	--	--	--	--	--	--	--	--	--	--	--	--	--	--	--	--	--	--	--	--	--	--	--	--	--	--	--	--	--	--	--	--	--	--	--	--	--	--	--	--	--	--	--	--	--	--	--	--	--	--	--	--	--	--	--	--	--	--	--	--	--	--	--	--	--	--	--	--	--	--	--	--	--	--	--	--	--	--	--	--	--	--	--	--	--	--	--	--	--	--	--	--	--	--	--	--	--	--	--	--	--	--	--	--	--	--	--	--	--	--	--	--	--	--	--	--	--	--	--	--	--	--	--	--	--	--	--	--	--	--	--	--	--	--	--	--	--	--	--	--	--	--	--	--	--	--	--	--	--	--	--	--	--	--	--	--	--	--	--	--	--	--	--	--	--	--	--	--	--	--	--	--	--	--	--	--	--	--	--	--	--	--	--	--	--	--	--	--	--	--	--	--	--	--	--	--	--	--	--	--	--	--	--	--	--	--	--	--	--	--	--	--	--	--	--	--	--	--	--	--	--	--	--	--	--	--	--	--	--	--	--	--	--	--	--	--	--	--	--	--	--	--	--	--	--	--	--	--	--	--	--	--	--	--	--	--	--	--	--	--	--	--	--	--	--	--	--	--	--	--	--	--	--	--	--	--	--	--	--	--	--	--	--	--	--	--	--	--	--	--	--	--	--	--	--	--	--	--	--	--	--	--	--	--	--	--	--	--	--	--	--	--	--	--	--	--	--	--	--	--	--	--	--	--	--	--	--	--	--	--	--	--	--	--	--	--	--	--	--	--	--	--	--	--	--	--

Other Advertising Device

Application for permit under Local Law and annual renewal fee, per sign	Local Government Act 2009 s97 2(a)	N	\$275.00	\$286.00	\$0.00	\$286.00	4.00%	\$11.00
---	--------------------------------------	---	----------	----------	--------	----------	-------	---------

Commercial Use of Roads and Regulated Activities on Footpaths (Sub LL No. 1.2 and 1.14)

Application for Permit under Local law and Annual renewal fee per site for each of the following activities (other than by a community group or charity-no charge applies)

Commercial use of roads & regulated activities on footpaths (stationary roadside vending, display of goods for sale on footpath, mobile roadside vending, other commercial use of road not described elsewhere)	Local Government Act 2009 s97 2(a)	N	\$190.00	\$190.00	\$0.00	\$190.00	0.00%	\$0.00
Display or information booth	Local Government Act 2009 s97 2(a)	N	\$3.50 per week					
						Min. Fee excl. GST: \$50.00		
						Min. Fee incl. GST: \$50.00		
Musical or theatrical performance (e.g. busking)	Local Government Act 2009 s97 2(a)	N	\$3.50 per week					
						Min. Fee excl. GST: \$50.00		
						Min. Fee incl. GST: \$50.00		

Application for permit under Local Law and annual renewal fee for Footpath Dining per site

Within the principal centre zone of Warwick and Stanthorpe	Local Government Act 2009 s97 2(a)	N						\$95.00 + \$18.00 /chair
In all other areas	Local Government Act 2009 s97 2(a)	N						\$55.00 + \$12.00/chair

Name	Head Of Power	GST	Year 24/25 Fee (incl. GST)	Year 25/26			Increase %	Increase \$
				Fee (excl. GST)	GST	Fee (incl. GST)		

Operation of Temporary Entertainment Events (Sub LL No. 1.12)

Note - the fee covers the assessment of the application and one site inspection by Council's Authorised Officers. Any additional inspections or monitoring required will be charged at the Charge Out Rate as listed in the Schedule of Fees and Charges.

Category 1 - Music entertainment event (an event where the primary attraction is music related, regardless of expected attendance)	Local Government Act 2009 s97 2(a)	N	\$0.00	\$1,655.00	\$0.00	\$1,655.00	∞	\$1,655.00
Music entertainment events - events where there will be live and amplified music, and there is a requirement for a noise management plan and noise monitoring to be provided and complied with								
Category 2 - Event other than music entertainment event (expected attendance greater than 2000)	Local Government Act 2009 s97 2(a)	N	\$0.00	\$1,655.00	\$0.00	\$1,655.00	∞	\$1,655.00
Category 3 - Event other than music entertainment event (expected attendance less than 2000)	Local Government Act 2009 s97 2(a)	N	\$0.00	\$607.00	\$0.00	\$607.00	∞	\$607.00

Miscellaneous Health/Pest Fees

Transfer Fee

Transfer of approval (or applicable approval fee if this is lesser amount)	Local Government Act 2009 s97 2(a)	N	\$120.00	\$125.00	\$0.00	\$125.00	4.17%	\$5.00
Release Fee for impounded goods (per item impounded, as determined by General Manager Planning and Environmental Services)	Local Government Act 2009 s97 2(d)	N	\$198.00	\$206.00	\$0.00	\$206.00	4.04%	\$8.00
Health Search Inspection Fee (including food premises, rental accommodation, caravan parks, ERA's ad personal appearance services premises)	Local Government Act 2009 s97 2(c)	N	\$234.00 + \$170.00/hr for greater than 2 hours					
Water Quality Testing Fee (Drinking Water Only)		N	\$270.00 + Qld Health Lab Charge					

Application for Permit involving variation of Local Law provisions (does not include annual fee)

Determined by General Manager Planning & Environmental Services	Local Government Act 2009 s97 2(a)	N	\$160.00	\$166.00	\$0.00	\$166.00	3.75%	\$6.00
Requiring Council resolution	Local Government Act 2009 s97 2(a)	N	\$457.00	\$474.00	\$0.00	\$474.00	3.72%	\$17.00

Charge Out Rate

Environmental Health Officer and Environmental Officer (includes vehicle costs and charged at quarter hour increments after the first hour)		N	\$170.00/hr Min. Fee excl. GST: \$170.00 Min. Fee incl. GST: \$170.00					
---	--	---	---	--	--	--	--	--

Name	Head Of Power	GST	Year 24/25 Fee (incl. GST)	Year 25/26			Increase %	Increase \$
				Fee (excl. GST)	GST	Fee (incl. GST)		

Hire of Spray Equipment Unit or Hire of Boxthorn Puller

NOTE: No GST if levied under Local Law

The deposit must be claimed within 3 months of the return of the hire product, by the correct form being returned to Council. If this timeframe is not met, the deposit will not be returned.

To Farmer Groups and individuals – per week	Y							\$100
If landholder utilising on own land								
To Farmer Groups and individuals – per day	Y							\$20
If landholder utilising on own land								
To Farmer Groups and individuals – Security deposit	N							\$250
Maximum hire period is 2 weeks								
Late Fee - per day if not returned on correct day	Y		\$50.00	\$47.27	\$4.73	\$52.00	4.00%	\$2.01

Tree Pear Injectors

The deposit must be claimed within 3 months of the return of the hire product, by the correct form being returned to Council. If this timeframe is not met, the deposit will not be returned.

Tree pear injectors- to Farmers Groups and Individuals utilising on own land- Security Deposit (no hire fee applicable)	N		\$100.00	\$100.00	\$0.00	\$100.00	0.00%	\$0.00
Maximum hire period is 2 weeks								

Slashing of Overgrown Allotments

NOTE: No GST if levied under Local Law

Applicable to whole of SDRC area (If levied under Local Law No GST)	N							At Cost + \$190.00
---	---	--	--	--	--	--	--	--------------------

Sale of Pest Animal Control Baits

Premanufactured Wild Dog Baits - 10 Pack	Y		\$34.65	\$32.73	\$3.27	\$36.00	3.90%	\$1.35
--	---	--	---------	---------	--------	---------	-------	--------

Name	Head Of Power	GST	Year 24/25	Year 25/26			Increase %	Increase \$
			Fee (incl. GST)	Fee (excl. GST)	GST	Fee (incl. GST)		

Waste Disposal Fees

Note: Any query or challenge to the details of a transaction will only be considered if raised with the gatehouse operator on the day of the transaction.

Note: Where there is no weighbridge or weighbridge is inoperable, tonnage will be deemed using State Government Regulation.

Note: Disposal fees include the applicable QSWL (Queensland State Waste Levy), unless otherwise noted as an additional fee.

Note: A minimum \$5 fee per transaction will be applied

Note: Scrap metal can be disposed of for no charge, at waste facilities that accept it.

Note: Contaminated soil will only be accepted with test results in compliance with the *Environmental Protection Regulation 2019*. The appropriate fee will be applied dependent on the classification of the waste. At least 7 days notice is required prior to the disposal of material to determine whether the material can be accepted.

Note: For large quantities of any waste type, please contact Council's Waste Management Team for waste acceptance information.

Note: Charitable recycling organisations with a current State Waste Levy exemption from the Department of Environment, Tourism, Science and Innovation, are entitled to a 50% reduction in Council's waste disposal fees. This will be applied at the gatehouse at the waste facilities.

Keys for Bin Compounds (key cost + admin costs)	Y	\$34.00	\$32.73	\$3.27	\$36.00	5.88%	\$2.00
Copy of Waste Disposal Docket	Y	\$122.00	\$115.45	\$11.55	\$127.00	4.10%	\$5.00

Commercial Waste Disposal Fees (Stockpile space subject to availability and acceptance criteria)

C & I Waste – Commercial and Industrial	Y	\$270.00 per tonne
<p>Under the <i>Waste Reduction and Recycling Act 2011</i>, Commercial and Industrial Waste means waste generated from any of the following activities, unless the waste is construction and demolition waste—</p> <p>(a) a manufacturing or industrial activity;</p> <p>(b) a mining activity;</p> <p>(c) a recycling activity, including, for example, sorting, resource recovery and reprocessing;</p> <p>(d) wholesale or retail trading;</p> <p>(e) an activity carried out at domestic premises under a commercial arrangement; <i>Example</i>— waste generated from a printing business carried out at domestic premises</p> <p>(f) providing accommodation services;</p> <p>(g) providing hospitality services, including, for example, catering;</p> <p>(h) a primary industry activity, including, for example, an agricultural, forestry or fishing activity;</p> <p>(i) an activity within the meaning of veterinary science under the <i>Veterinary Surgeons Act 1936</i>, section 2A;</p> <p>(j) providing health services, including, for example, operating a nursing home;</p> <p>(k) providing educational services;</p> <p>(l) an activity carried out by a charity or church;</p> <p>(m) a concert or other entertainment event;</p> <p>(n) another business activity, including, for example, an administrative service.</p>		
Hydrovac truck waste (only for loads that contain clean, uncontaminated earth and water)	Y	\$120.00 per tonne
<p>Note: If loads do not meet this criteria, or where a valid QSWL exemption is not in place for Clean Earth, the C&D Waste to Landfill fee will apply. Only accepted at Warwick Waste Management Facility.</p>		
C & D Waste to Landfill (mixed load)	Y	\$270.00 per tonne

Name	Head Of Power	GST	Year 24/25	Year 25/26		Increase %	Increase \$
			Fee (incl. GST)	Fee (excl. GST)	GST		

Commercial Waste Disposal Fees (Stockpile space subject to availability and acceptance criteria) [continued]

C & D Waste – Construction and Demolition to stockpile (clean concrete only)	Y	\$95.00 per tonne
Under the <i>Waste Reduction and Recycling Act 2011</i> , Construction and Demolition Waste- (a) means waste generated from carrying out building work within the meaning of the <i>Building Act 1975</i> , section 5; and (b) means without limiting paragraph (a), includes waste generated from building, repairing, altering or demolishing infrastructure for roads, bridges, tunnels, sewerage, water, electricity, telecommunications, airports, docks or rail.		
Green Waste or Pallet Waste to stockpile	Y	\$80.00 per tonne
Note: Only clean (unpainted and untreated) pallets are accepted to stockpile.		
Asbestos	Y	\$290.00 per tonne
Note: Only accepted at Warwick and Stanthorpe Waste Management Facilities. Acceptance criteria, including VOLUME LIMITS, apply to asbestos disposal. Refer to SDRC website for details. Note: This fee is applicable for asbestos containing material exempt from the Queensland Waste Levy in accordance with the Department of Environment and Science fact sheet, 'Queensland waste levy and asbestos waste disposed in Queensland'. For any asbestos containing material that is not exempt, the QSWL will also be applicable.		
Clean Earth (when received whilst Council does not have a valid QSWL exemption in place for Clean Earth)	Y	\$120.00 per tonne
Category 2 Regulated Waste (limited acceptance, check with Council)	Y	\$290.00 per tonne

All Users

Mattresses (all sizes)	Y	\$25.00 per unit
Refrigerators, freezers and air conditioning units	Y	\$15.00 per unit

Waste Generated Outside of SDRC Area (Asbestos not accepted from outside SDRC)

Note: Asbestos waste generated outside the region is NOT accepted for disposal at Council's waste facilities.

Commercial Users	Y	Applicable Commercial Waste SDRC & Applicable Additional QSWL + \$55 per tonne
Domestic Users	Y	Applicable Commercial Waste SDRC & Applicable Additional QSWL

Disposal of Tyres

Note: Any tyres not listed are not accepted at Council's Waste Facilities.

Note: For any tyres with dirt or rubbish in the cavities, please refer to the fees for dirty tyres below.

Passenger Car/ Motorcycle	Y	\$9.00 per unit
Passenger Car/ Motorcycle - with rim or dirty	Y	\$15.00 per unit
Light Truck and 4WD	Y	\$15.00 per unit
Light truck and 4WD - with rim or dirty	Y	\$29.00 per unit
Truck	Y	\$36.00 per unit
Truck - with rim or dirty	Y	\$70.00 per unit
Fork Lift/Bobcat	Y	\$29.00 per unit

Name	Head Of Power	GST	Year 24/25	Year 25/26			Increase %	Increase \$
			Fee (incl. GST)	Fee (excl. GST)	GST	Fee (incl. GST)		

Management Fee

Management Fee - charged for management/reloading any waste incorrectly declared at the weighbridge or deposited in the incorrect areas		Y	\$260.00	\$250.00	\$25.00	\$275.00	5.77%	\$15.00
---	--	---	----------	----------	---------	----------	-------	---------

Planning Fees

A Development Application will not be a properly made application for the purposes of Section 51 of the Planning Act 2016 unless accompanied by the prescribed fee.

Combined applications (involving more than one type of development) and/or multiple land uses

Fees for a combined application are to be the sum of those fees that would have been required in the event of a separate development application being lodged for each type (e.g. Material Change of Use, Reconfiguration of a Lot, Building Work and Operational Work).

Refund of Fees for Withdrawn Applications

If an application is withdrawn before it is decided by Council a percentage of the application fee will be refunded depending on the process stage reached at the time of withdrawal:

- Application Stage (Confirmation or Action Notice): 75%
- Information and Referral Stage: 50%
- Public Notification Stage: 25%
- Decision Stage: Nil

Note: If an application lapses during the Development Assessment process no refund of fees is applicable.

Non-Profit Organisations

50% discount of the Planning Application Fees for non-profit organisations as determined by the General Manager Planning and Environmental Services.

Name	Head Of Power	GST	Year 24/25	Year 25/26		Increase %	Increase \$
			Fee (incl. GST)	Fee (excl. GST)	GST		

Development Applications for Material Change of Use

Material Change of Use		
Category 1	Category 2	Category 3
Rural use	Rural use	Rural use
<ul style="list-style-type: none"> Animal husbandry Animal keeping Cropping Roadside stall Rural workers' accommodation - up to and including 12 guests 	<ul style="list-style-type: none"> Aquaculture Intensive horticulture Rural industry Rural workers accommodation - more than 12 guests 	
Residential use	Residential use	Residential use
<ul style="list-style-type: none"> Caretaker's accommodation Community residence Dual occupancy Home based business Dwelling house 	<ul style="list-style-type: none"> Multiple dwelling - up to and including 12 units Non-resident workforce accommodation Relocatable home park Residential care facility - up to and including 50 dwelling units Retirement facility - up to and including 50 dwelling units Rooming accommodation 	<ul style="list-style-type: none"> Multiple dwelling - 13 or more units Residential care facility - 51 or more dwelling units Retirement facility - 51 or more dwelling units
Industrial use	Industrial use	Industrial use
<ul style="list-style-type: none"> Low impact industry - up to and including 750m2 GFA Warehouse - up to and including 750m2 GFA 	<ul style="list-style-type: none"> Extractive industry - extracting up to 5,000 tonnes Low impact industry - more than 750m2 GFA Medium impact industry Special industry - distillery or similar Transport depot - up to and including 4,000m2 site area Warehouse - more than 750m2 GFA 	<ul style="list-style-type: none"> Extractive industry - more than 5,000 tonnes and up to and including 100,000 tonnes High impact industry Transport depot - more than 4,000m2 site area Special industry - all other
Business use	Business use	Business use
<ul style="list-style-type: none"> Agricultural supplies store - up to and including 750m2 GFA Bulk landscape supplies Food and drink outlet - up to and including 500m2 GFA Health care services Garden centre Market Office - up to and including 500m2 GFA Outdoor sales Parking station Service industry Shop - up to and including 500m2 GFA Showroom - up to and including 500m2 GFA Veterinary services Wholesale nursery 	<ul style="list-style-type: none"> Adult store Food and drink outlet - more than 500m2 GFA Function facility Office - more than 500m2 GFA Service station Shop - more than 500m2 GFA and up to and including 2,000m2 GFA Showroom - more than 500m2 GFA and up to and including 2,000m2 GFA Theatre - up to and including 2,000m2 GFA 	<ul style="list-style-type: none"> Shop - more than 2,000m2 GFA Showroom - more than 2,000m2 GFA Theatre - more than 2,000m2 GFA

Name	Head Of Power	GST	Year 24/25	Year 25/26			Increase	Increase
			Fee (incl. GST)	Fee (excl. GST)	GST	Fee (incl. GST)		

Development Applications for Material Change of Use

[continued]

Name	Head Of Power	GST	Year 24/25	Year 25/26			Increase %	Increase \$
			Fee (incl. GST)	Fee (excl. GST)	GST	Fee (incl. GST)		

Development Applications for Material Change of Use [continued]

Material Change of Use		
Category 1	Category 2	Category 3
Tourist Use	Tourist Use	Tourist Use
<ul style="list-style-type: none"> Short-term accommodation - in existing buildings Winery Minor extension to existing Tourist Park (no more than 25% increase in sites) 	<ul style="list-style-type: none"> Motor sport facility Hotel Short-term accommodation - all other Tourist park 	
Community services use	Community services use	Community services use
<ul style="list-style-type: none"> Community use Educational establishment Club Emergency services Outdoor sport and recreation - up to and including 200m2 GFA Park 	<ul style="list-style-type: none"> Cemetery Child care centre Community care centre Crematorium Funeral parlour Hospital Indoor sport and recreation - up to and including 2,000m2 GFA Outdoor sport and recreation - more than 200m2 TSA and up to and including 1,000m2 TSA Place of worship 	<ul style="list-style-type: none"> Detention facility Outdoor sport and recreation - more than 1,000m2 GFA
Other use	Other use	Other use
<ul style="list-style-type: none"> Telecommunications facility Utility instillation Minor Extension to existing lawful use (no more than 25% increase) Air Services when located at the Warwick or Stanthorpe Aerodrome 	<ul style="list-style-type: none"> Air services Major electricity infrastructure Permanent plantation Renewable energy facility Substation 	<ul style="list-style-type: none"> Undefined use

Separate categories:

- Intensive animal industry - as per the current charge in Fees and Charges

Application fees include the uploading of the public notification advertisement to Council's website.

Impact Assessment

Category 1 (per table above)	Local Government Act 2009 s97 2(e)	N	\$3,000.00	\$3,120.00	\$0.00	\$3,120.00	4.00%	\$120.00
Category 2 (per table above)	Local Government Act 2009 s97 2(e)	N	\$6,500.00	\$6,745.00	\$0.00	\$6,745.00	3.77%	\$245.00
Category 3 (per table above)	Local Government Act 2009 s97 2(e)	N	\$10,000.00	\$10,370.00	\$0.00	\$10,370.00	3.70%	\$370.00
Extractive Industry - more than 100,000 tonnes	Local Government Act 2009 s97 2(e)	N	\$18,000.00	\$19,420.00	\$0.00	\$19,420.00	7.89%	\$1,420.00
Feedlots and Piggeries (SCU = Standard Cattle Unit, SPU = Standard Pig Unit, SSU = Standard Sheep Unit, SGU = Standard Goat Unit)	Local Government Act 2009 s97 2(e)	N	\$3.80/SPU or SCU or SSU or SGU (maximum \$30,000.00)					
							Min. Fee excl. GST: \$3,825.00	Min. Fee incl. GST: \$3,825.00
Poultry Farms	Local Government Act 2009 s97 2(e)	N	\$1,810.00 per 100,000 birds or part thereof					
							Min. Fee excl. GST: \$7,000.00	Min. Fee incl. GST: \$7,000.00

Name	Head Of Power	GST	Year 24/25 Fee (incl. GST)	Year 25/26			Increase %	Increase \$
				Fee (excl. GST)	GST	Fee (incl. GST)		

Impact Assessment [continued]

Impact Assessable development commenced without Development Approval, where a Show Cause and/or Enforcement Notice has been issued (this fee is in addition to the development application fee)	Local Government Act 2009 s97 2(e)	N	\$3,500.00	\$3,630.00	\$0.00	\$3,630.00	3.71%	\$130.00
---	--------------------------------------	---	------------	------------	--------	------------	-------	----------

Where an application involves more than one type of Impact assessable land use, then the fee is to be based on the highest land use fee for the application, plus 50% of the fee for each additional land use proposed as part of the application

Code Assessment

Category 1 (per table above)	Local Government Act 2009 s97 2(e)	N	\$2,000.00	\$2,120.00	\$0.00	\$2,120.00	6.00%	\$120.00
Category 2 (per table above)	Local Government Act 2009 s97 2(e)	N	\$4,000.00	\$4,235.00	\$0.00	\$4,235.00	5.88%	\$235.00
Category 3 (per table above)	Local Government Act 2009 s97 2(e)	N	\$8,000.00	\$8,300.00	\$0.00	\$8,300.00	3.75%	\$300.00
Dwelling house or ancillary shed in the Rural or Rural Residential Zone which are Accepted development subject to requirements but becomes code assessable development under s5.3.3(2) of the planning scheme, as a side and/or rear setback cannot physically be achieved	Local Government Act 2009 s97 2(e)	N	\$970.00	\$990.00	\$0.00	\$990.00	2.06%	\$20.00
Intensive animal industries which are code assessable	Local Government Act 2009 s97 2(e)	N	\$4,000.00	\$4,150.00	\$0.00	\$4,150.00	3.75%	\$150.00
Code assessable development, including development that becomes code assessable development under s5.3.3(2) of the planning scheme, commenced without Development Approval, where a Show Cause and/or Enforcement Notice has been issued (this fee is in addition to the development application fee)	Local Government Act 2009 s97 2(e)	N	\$2,100.00	\$2,180.00	\$0.00	\$2,180.00	3.81%	\$80.00

Where an application involves more than one type of Code assessable land use, then the fee is to be based on the highest land use fee for the application, plus 50% of the fee for each additional land use proposed as part of the application.

Dwelling houses, including development that becomes code assessable development under s5.3(2) of the planning scheme, commenced without development approval, where a show cause and/or enforcement has been issued (this fee is in addition to the development application fee)	Local Government Act 2009 s97 2(e)	N	\$0.00	\$970.00	\$0.00	\$970.00	∞	\$970.00
--	--------------------------------------	---	--------	----------	--------	----------	---	----------

Name	Head Of Power	GST	Year 24/25		Year 25/26		Increase %	Increase \$
			Fee (incl. GST)	Fee (excl. GST)	GST	Fee (incl. GST)		

Development Applications for Reconfiguring a Lot – Impact Assessment

Subdivision for rural residential purposes	Local Government Act 2009 s97 2(e)	N	\$4,665.00 + \$250.00/extra lot					
Realignment of boundaries	Local Government Act 2009 s97 2(e)	N	\$4,000.00	\$4,150.00	\$0.00	\$4,150.00	3.75%	\$150.00
Subdivision by Community Title Scheme – when completed with MCU application	Local Government Act 2009 s97 2(e)	N	\$1,035.00 + \$250.00/extra lot					
Subdivision by Community Title Scheme – other than as indicated above	Local Government Act 2009 s97 2(e)	N	\$2,330.00 + \$250.00/extra lot					
Reconfiguring a lot other than as indicated above	Local Government Act 2009 s97 2(e)	N	\$3,210.00 + \$250.00/extra lot					

Development Applications for Reconfiguring a Lot – Code Assessment

Reconfiguring a lot (other than as described below)	Local Government Act 2009 s97 2(e)	N	\$2,100.00 + \$220.00/extra lot (maximum fee \$30,000)					
Subdivision by Community Title Scheme – when combined with an MCU application	Local Government Act 2009 s97 2(e)	N	\$880.00 + \$220.00/extra lot					
Access easement		N	\$0.00	\$1,860.00	\$0.00	\$1,860.00	∞	\$1,860.00

Pre-lodgement Meeting

Pre-lodgement Meeting (60mins)		Y	\$300.00	\$272.73	\$27.27	\$300.00	0.00%	\$0.00
A deduction of the pre-lodgement fee will be made following the lodgement of an application within 12 months from the date of the pre-lodgement meeting and under the same planning scheme.								

Request for Approval of Plans of Subdivision

Approval of documentation association with the creation of an easement and/or covenant and/or Community Management Statement (CMS) which was required by the conditions of approval. This fee is in addition to the Approval of Plans Subdivision Fee.

Fee: \$75.00 per easement, covenant or CMS document

Maximum Fee: \$150.00

All reconfigurations other than those listed below	Local Government Act 2009 s97 2(e)	N	\$680.00 + \$150.00/extra lot					
Realignment of boundaries subject to Impact Assessment	Local Government Act 2009 s97 2(e)	N	\$855.00	\$887.00	\$0.00	\$887.00	3.74%	\$32.00
Building Format Plan	Local Government Act 2009 s97 2(e)	N	\$1,035.00 + \$150.00/extra lot					
Re-approval of lapsed Plan of Subdivision	Local Government Act 2009 s97 2(e)	N	\$545.00	\$566.00	\$0.00	\$566.00	3.85%	\$21.00
Re-inspection for compliance with conditions of Development Approval (following failed compliance inspection)	Local Government Act 2009 s97 2(e)	N	\$425.00	\$441.00	\$0.00	\$441.00	3.76%	\$16.00
Re-submission of Plans of Subdivision following an Action Notice		N	\$210.00	\$218.00	\$0.00	\$218.00	3.81%	\$8.00

Name	Head Of Power	GST	Year 24/25	Year 25/26			Increase %	Increase \$
			Fee (incl. GST)	Fee (excl. GST)	GST	Fee (incl. GST)		

Applications for Preliminary Approval

Building works assessable under the Planning Scheme i.e. Demolition or removal of a building on the Local Heritage Register	Local Government Act 2009 s97 2(e)	N	\$4,780.00	\$4,960.00	\$0.00	\$4,960.00	3.77%	\$180.00
Variation request for Preliminary Approval varying the effect of the Planning Scheme (this fee is in addition to the development application fee)	Local Government Act 2009 s97 2(e)	N	125% of the fee applicable to a request for a Development Permit. A subsequent Development Permit sought for development on land where the proposed development is in accordance with preliminary approval, is subject to 75% of the applicable current fee.					
All other applications for Preliminary Approval	Local Government Act 2009 s97 2(e)	N	As for Impact or Code Assessment					

Concurrence Agency Response for Building Work

Building works on a local heritage place – internal works and/or minor external works only	Local Government Act 2009 s97 2(e)	N	\$370.00	\$384.00	\$0.00	\$384.00	3.78%	\$14.00
Building works on local heritage place involving external works	Local Government Act 2009 s97 2(e)	N	\$1,050.00	\$1,090.00	\$0.00	\$1,090.00	3.81%	\$40.00
Where new structures: - are in keeping with the form and scale of the existing building - utilise similar materials to those in the existing building or utilise neutral materials and finishes; - incorporate similar elements, detailing and ornamentation to those in the existing building; - do not dominate the street elevation of the place; and - do not impact on the setting of the place.								
Building works on local heritage place involving external works, other than described above	Local Government Act 2009 s97 2(e)	N	\$2,500.00	\$2,595.00	\$0.00	\$2,595.00	3.80%	\$95.00
Building works assessable against the planning scheme		N	\$0.00	\$700.00	\$0.00	\$700.00	∞	\$700.00

Exemption Certificates

Application under Queensland Heritage Act for Exemption Certificate for works on Local Heritage Place	Local Government Act 2009 s97 2(e)	N	\$370.00	\$500.00	\$0.00	\$500.00	35.14%	\$130.00
Application under the Planning Act 2016 for Exemption Certificate for assessable development	Local Government Act 2009 s97 2(e)	N	\$685.00	\$711.00	\$0.00	\$711.00	3.80%	\$26.00

Change Representations, Change Applications and Extension Applications

Any negotiations or drafting of an Infrastructure Agreement will be at the developer's full cost.

Making an extension application to extend a currency period of a development approval	Local Government Act 2009 s97 2(e)	N	\$935.00	\$970.00	\$0.00	\$970.00	3.74%	\$35.00
Making representations about an Infrastructure Charges Notice (i.e. request for a Negotiated notice)	Local Government Act 2009 s97 2(e)	N	\$475.00	\$493.00	\$0.00	\$493.00	3.79%	\$18.00

Name	Head Of Power	GST	Year 24/25	Year 25/26			Increase %	Increase \$
			Fee (incl. GST)	Fee (excl. GST)	GST	Fee (incl. GST)		

Making Change Representations during the applicant's appeal period (i.e. request a Negotiated decision)

(i) involving changes to more than two conditions but less than five conditions	Local Government Act 2009 s97 2(e)	N	\$475.00	\$493.00	\$0.00	\$493.00	3.79%	\$18.00
Where a request is made due to a Council error, the General Manager Planning and Environmental Services may waive the fee								
(ii) involving changes to five or more conditions	Local Government Act 2009 s97 2(e)	N	\$905.00	\$940.00	\$0.00	\$940.00	3.87%	\$35.00
Where a request is made due to a Council error, the General Manager Planning and Environmental Services may waive the fee								

Making a change application to change a development approval

If a minor change - fee applicable per schedule of conditions, up to 2 conditions	Local Government Act 2009 s97 2(e)	N	\$935.00	\$970.00	\$0.00	\$970.00	3.74%	\$35.00
All other minor changes - fee applicable per schedule of conditions, subject to change		N	\$0.00	\$2,116.00	\$0.00	\$2,116.00	∞	\$2,116.00
if a change, other than a minor change, required to undergo public notification	Local Government Act 2009 s97 2(e)	N	As for an impact assessable application					
if a change, other than a minor change, not required to undergo public notification	Local Government Act 2009 s97 2(e)	N	As for a code assessable application					

Other Planning Fees

Development application involving staging (this fee is in addition to the application fee and includes sub-staging)	Local Government Act 2009 s97 2(e)	N	\$365.00/Stage or sub-stage					
Request for application to be considered under a Superseded Planning Scheme (this fee is in addition to the development application fee)	Local Government Act 2009 s97 2(e)	N	\$935.00	\$970.00	\$0.00	\$970.00	3.74%	\$35.00
Part of application fee retained by Council if development application does not proceed due to application not being properly made within legislative timeframe	Local Government Act 2009 s97 2(e)	N	\$265.00	\$275.00	\$0.00	\$275.00	3.77%	\$10.00
Re-submission of an application that lapsed during the assessment process – if submitted within six months of lapse of application and generally accords with former proposal and relevant provisions of the Planning Scheme remain unchanged	Local Government Act 2009 s97 2(e)	N	80% of applicable fees					

Name	Head Of Power	GST	Year 24/25	Year 25/26			Increase %	Increase \$
			Fee (incl. GST)	Fee (excl. GST)	GST	Fee (incl. GST)		

Other Planning Fees [continued]

Re-submission of an application that has lapsed, where there has been no change to the Planning Scheme since the original approval and the application generally accords with the former proposal and the relevant provisions of the Planning Scheme remain unchanged	Local Government Act 2009 s97 2(e)	N	80% of applicable fees					
Other applications pursuant to Planning Act 2016 not detailed above	Local Government Act 2009 s97 2(e)	N	\$2,400.00	\$2,490.00	\$0.00	\$2,490.00	3.75%	\$90.00
Other applications pursuant to Planning Scheme not detailed above	Local Government Act 2009 s97 2(e)	N	\$2,000.00	\$2,075.00	\$0.00	\$2,075.00	3.75%	\$75.00
Public Notification sign	Local Government Act 2009 s97 2(e)	Y	\$89.00	\$81.82	\$8.18	\$90.00	1.12%	\$1.00
Fee to bond works required by Development Approval	Local Government Act 2009 s97 2(e)	N	\$900.00	\$900.00	\$0.00	\$900.00	0.00%	\$0.00
Peer review of technical report submitted with development application (need for review to be determined by General Manager Planning & Environmental Services)	Local Government Act 2009 s97 2(e)	Y	\$370.00 + Actual Cost					
A fee proposal will be obtained from the external consultant and forwarded to the applicant for payment within 10 days of receiving a copy of the fee proposal. In the event that the actual consultant's fee is greater or less than the fee proposal. Council will refund any excess amount to the applicant, or alternatively the applicant is required to pay any shortfall to Council								
Copy of Decision Notice of Planning Approval/ Refusal	Local Government Act 2009 s97 2(c)	N	\$65.00	\$68.00	\$0.00	\$68.00	4.62%	\$3.00
Cancelling Development Application Approval under Section 84 of the Planning Act - Admin Fee	Local Government Act 2009 s97 2(e)	N	\$350.00	\$363.00	\$0.00	\$363.00	3.71%	\$13.00
Uploading Public Notification advertisement to Council's website	Local Government Act 2009 s97 2(e)	N	\$25.00	\$25.00	\$0.00	\$25.00	0.00%	\$0.00
Request Council to Draft an Infrastructure Agreement (General Manager Planning & Environmental Services to determine if the agreement can be taken on by Council)	Local Government Act 2009 s97 2(e)	N	\$935.00	\$970.00	\$0.00	\$970.00	3.74%	\$35.00
This fee will only be applied to standard Infrastructure Agreements and is limited in scope. For further information please contact Council's Planning and Development Department.								
Preparation of an infrastructure agreement, other than above		N	\$370 plus actual cost					

Planning Certificates

Limited Planning and Development Certificate	Local Government Act 2009 s97 2(e)	N	\$370.00	\$384.00	\$0.00	\$384.00	3.78%	\$14.00
Standard Planning and Development Certificate	Local Government Act 2009 s97 2(e)	N	\$995.00	\$1,035.00	\$0.00	\$1,035.00	4.02%	\$40.00

Name	Head Of Power	GST	Year 24/25	Year 25/26			Increase %	Increase \$
			Fee (incl. GST)	Fee (excl. GST)	GST	Fee (incl. GST)		

Planning Certificates [continued]

Full Planning and Development Certificate	Local Government Act 2009 s97 2(e)	N	\$2,275.00	\$2,360.00	\$0.00	\$2,360.00	3.74%	\$85.00
If a certificate request is withdrawn, a percentage of the fee will be refunded depending on the time since lodgement: - For a Standard or Full Planning and Development Certificate – within three business days of request being received by Council – 50% - For a Standard or Full Planning and Development Certificate – within five business days of request being received by Council – 25% Note: There is no refund available for the withdrawal of a Limited Planning and Development Certificate.								

Development Contributions

For contributions relating to development approvals issued on or after 14 August 2012; Development approvals issued on or after 14 August 2012 will be conditioned in accordance with Council's Adopted Infrastructure Charges Resolution, which was applicable at the time. Council's Adopted Infrastructure Charges Resolution is available on Council's website.

For contributions relating to development approvals issued prior to 14 August 2012

Park Contributions (in lieu of Park Land; per allotment)

Fee		N	\$1,604.00	\$1,664.00	\$0.00	\$1,664.00	3.74%	\$60.00
-----	--	---	------------	------------	--------	------------	-------	---------

Headworks Contributions

Water Supply Headworks (in designated areas)		N	\$4,735.00	\$4,915.00	\$0.00	\$4,915.00	3.80%	\$180.00
Sewerage Headworks (in designated areas)		N	\$2,873.00	\$2,980.00	\$0.00	\$2,980.00	3.72%	\$107.00

Carparking Contributions (per car parking space not provided on site)

Fee		N	\$3,830.00	\$3,975.00	\$0.00	\$3,975.00	3.79%	\$145.00
-----	--	---	------------	------------	--------	------------	-------	----------

Operational Works Fees

Note: The fees listed under Operational Works Fees do not include sanitary plumbing/drainage works, water service installation or works that are elsewhere included in the Fees and Charges.

Note: Where a specific Operational Works fee is not specified in this section, the relevant planning fee applies (e.g. Request for Negotiated Decision and lapsing of not properly made application).

Note: Non-Profit Organisations - 50% discount of the Application and Permit Fees for non-profit organisations (upon receipt of a written application to the General Manager Planning and Environmental Services, verifying their non-profit status).

Note: The application fees and security deposit are calculated from the estimated cost to complete the assessable works. Where more than one category of work has been applied for, charges for each element are summative.

Development Applications for Operational Works

Code assessable operational works other than Engineering Works	Local Government Act 2009 s97 2(a)	N	\$1,650.00	\$1,715.00	\$0.00	\$1,715.00	3.94%	\$65.00
Impact assessable operational works for advertising device inconsistent with the acceptable outcomes of the Advertising Devices Code	Local Government Act 2009 s97 2(a)	N	\$8,040.00	\$8,340.00	\$0.00	\$8,340.00	3.73%	\$300.00
Earthworks up to 200 cubic metres and not exceeding an area of 1,000 square metres	Local Government Act 2009 s97 2(a)	N	\$2,865.00	\$2,975.00	\$0.00	\$2,975.00	3.84%	\$110.00

Name	Head Of Power	GST	Year 24/25 Fee (incl. GST)	Year 25/26 Fee (excl. GST)	GST	Fee (incl. GST)	Increase %	Increase \$
------	---------------	-----	----------------------------------	----------------------------------	-----	--------------------	---------------	----------------

Development Applications for Operational Works [continued]

Earthworks other than above	Local Government Act 2009 s97 2(a)	N	\$4,570.00	\$4,740.00	\$0.00	\$4,740.00	3.72%	\$170.00
Street lighting (up to five street lights)	Local Government Act 2009 s97 2(a)	N	\$523.00	\$543.00	\$0.00	\$543.00	3.82%	\$20.00
Street lighting (over five street lights)	Local Government Act 2009 s97 2(a)	N	\$540.00+ \$65/additional light					

Development Applications for Operational Works Associated with a Material Change of Use or Reconfiguring a Lot

Note: Fees are based on the value of the proposed operational works. 50% of the fee (for design approval) is payable at the date of lodgement of design plans. The balance amount is payable prior to pre-start meeting.

Up to \$9,999	Local Government Act 2009 s97 2(a)	N	\$664.00 or 8% of the value of works whichever is higher					
\$10,000 – \$49,999	Local Government Act 2009 s97 2(a)	N	\$1,025.00 + 7% of the value of works above \$10,000.00					
\$50,000 – \$499,999	Local Government Act 2009 s97 2(a)	N	\$4,700 + 4% of the value of works above \$50,000.00					
\$500,000 – \$999,999	Local Government Act 2009 s97 2(a)	N	\$26,110 + 3% of the value of works above \$500,000.00					
Over \$1 Million	Local Government Act 2009 s97 2(a)	N	\$44,410.00 + 0.75% of the value of works above \$1 Million					

Development Applications for Operational Works other than those associated with a Material Change of Use or Reconfiguring a Lot

These works include roadworks, car parks, stormwater drainage, wastewater infrastructure, water supply infrastructure and other associated works. This can involve provision of new services, or diversion, modification, alteration or replacement of existing services.

Note: Fees are based on the value of the proposed operational works. 50% of the fee (for design approval) is payable at the date of lodgement of design plans. The balance amount is payable prior to pre-start meeting.

Up to \$9,999	Local Government Act 2009 s97 2(a)	N	\$930.00 or 9% of the value of works whichever is higher					
\$10,000 – \$49,999	Local Government Act 2009 s97 2(a)	N	\$1,120.00 + 8% of the value of works above \$10,000.00					
\$50,000 – \$499,999	Local Government Act 2009 s97 2(a)	N	\$4,920 + 5% of the value of works above \$50,000.00					
\$500,000 – \$999,999	Local Government Act 2009 s97 2(a)	N	\$31,600 + 3.5% of the value of works above \$500,000.00					
Over \$1 Million	Local Government Act 2009 s97 2(a)	N	\$53,000 + 0.8% of the value of works above \$1 Million					

Other Operational Works Fees

Request to change an Existing Development Approval	Local Government Act 2009 s97 2(a)	N	\$935.00	\$970.00	\$0.00	\$970.00	3.74%	\$35.00
Assessment of amended plans where such amendments are of a major nature (per amended plan)	Local Government Act 2009 s97 2(a)	N	\$310.00	\$322.00	\$0.00	\$322.00	3.87%	\$12.00

Name	Head Of Power	GST	Year 24/25 Fee (incl. GST)	Year 25/26			Increase %	Increase \$
				Fee (excl. GST)	GST	Fee (incl. GST)		

Other Operational Works Fees [continued]

Re-inspection fee – Payable where insufficient preparation, or contractor's staging and/or programming of works necessitates additional inspections (per inspection)	Local Government Act 2009 s97 2(a)	N	\$455.00	\$472.00	\$0.00	\$472.00	3.74%	\$17.00
Preparation of an Infrastructure agreement	Local Government Act 2009 s97 2(a)	N						\$370 + actual cost

Bond for works required by a Development Approval

Request to allow the bonding of works	N	\$935.00	\$970.00	\$0.00	\$970.00	3.74%	\$35.00
Bond for works under \$50,000	N	200% of estimated cost					
Bond for works \$50,000 or over	N	150% of estimated cost					

Security Deposit

The security deposit is for the purpose of ensuring the due and proper performance of the works associated with the approval. The security bond is to be lodged with Council prior to the pre-start meeting. Prior to the pre-start meeting, the Owner shall lodge or procure to be lodged with Southern Downs Regional Council a security deposit of: The Supervising RPEQ Engineer shall provide the Council an estimate of the value of the works (in the form of a schedule of rates) prior to the lodgement of security for subsequent confirmation in writing of appropriate security. Where Council considers this estimate of value inappropriate, it may require a revised estimate and schedule of rates. The security deposit shall be either of the following: (a) cash; or (b) an unconditional irrevocable guarantee (bank guarantee) from a financial institution approved by Council.

The costs of and incidental to providing the security (including, without limitation, all stamp duty and other taxes payable in respect of the security) shall be borne by the developer. At the pre-start meeting, a copy of the Council receipt (if the bond is paid by cash) or a copy of the completed Bank Guarantee, is to be supplied as evidence that the security bond has been provided.

Where estimated value of works is up to \$50,000	N	\$7,800
Where estimated value of works is from \$50,000 to \$100,000	N	\$7,000 plus 5% of the estimated value of works exceeding \$50,000
Where estimated value of works is over \$100,000	N	\$7,000 plus 3% of the estimated value of works exceeding \$50,000

"On Maintenance" Bond

Bond	N	10% of the constructed cost (including GST on the construction costs) of the works that will be gifted to Council.
Min. Fee excl. GST: \$2,400.00		
Min. Fee incl. GST: \$2,400.00		

Before the works can be placed "on maintenance" a bank guarantee (in favour of Council), to the value of 10% of the constructed cost of the works including GST is to be lodged with Council. This bond, provided by and in the name of the developer, is held for twelve months or until the works are placed "off maintenance". Prior to the development being placed "on maintenance" all fees and documentation, including "As Constructed" drawings, must be provided to, and accepted by, Council. The works are not generally placed "off maintenance" until all outstanding items from the "on maintenance" inspection have been rectified.

Name	Head Of Power	GST	Year 24/25	Year 25/26			Increase %	Increase \$
			Fee (incl. GST)	Fee (excl. GST)	GST	Fee (incl. GST)		

Infrastructure Services

Administration Charges in Respect of Private Works

Private Works Charges – The estimate for private works is calculated as follows

Labour	Y	Labour Cost (including oncosts)
Plant	Y	At cost according to internal hire rates
Materials	Y	At cost (including stores oncosts)
Total Estimate	Y	$((\text{Labour} + \text{Plant} + \text{Materials}) \times 1.25) + \text{GST}$ GST generally does not apply to work associated with water and Sewer Connections. Each application is assessed for compliance.

Works on Road Reserves

Minor Works in Road Reserve Permit

1. Minor works limited to:
 - a. Roadworks* (excluding concrete driveways) less than 30m. Greater than 30m is operational works. Council can provide a quote on the works and generally will only undertake works when Council plant is in the locality making it more effective for both parties.
 - b. Irrigation pipe less than 100m. Greater than 100m is operational works.
 - c. Footpath works directly outside the property frontage.
 - d. Anchor tie downs for agricultural purposes – for example hail netting over crops.
 - e. Awning works directly outside the property boundary as part of the building within the property boundary.
 - f. Other works will be at the Discretion of General Manager Infrastructure, Assets and Projects.

* Please note where there are multiple adjacent lots owned by the same entity, Council will insist on an operational works permit.

Note: Minor works completed as part of related operational works do not require separate approval for minor works, i.e. driveway crossovers, works in road reserves

N.B. Additional requirements: Where works cross over or are close to Council owned sewer or water infrastructure, approval must be sought prior to works commencement via lodgement of a *Works Near Water Supply or Sewerage Infrastructure Application* - Standard processing timeframes of 20 business days apply to all applications. For setbacks from infrastructure, refer to Council Policy PL-IS023, Works Near Council's Water and/or Sewer Infrastructure Policy.

Application fee – street pavement or footpath works or crossing into private property, Private Water Crossing, Irrigation Pipe Crossing, Anchor Tie Downs, Awning Works	N	\$206.00	\$214.00	\$0.00	\$214.00	3.88%	\$8.00
---	---	----------	----------	--------	----------	-------	--------

Sewerage Fees

CCTV Inspection Fee

Residential CCTV Establishment and Inspection of Sewer Main	N	\$285.00 (includes up to 20 metres of inspection of sewer mains)
CCTV inspection of sewer mains	Y	\$7.00/m (in excess of initial 20 meters inspection of sewer mains)

Name	Head Of Power	GST	Year 24/25 Fee (incl. GST)	Year 25/26			Increase %	Increase \$
				Fee (excl. GST)	GST	Fee (incl. GST)		

Connection Fee – Sewerage and CED

(a) All connections on allotments where the developer has installed the jump-up and marked the location of the connection on site

Fee	Local Government Act 2009 s97 2(a)	N	\$0.00	\$0.00	\$0.00	\$0.00	0.00%	\$0.00
-----	--------------------------------------	---	--------	--------	--------	--------	-------	--------

(b) All other connections in Council's defined sewer service areas

Fee	Local Government Act 2009 s97 2(a)	N	\$2,340.00	\$2,430.00	\$0.00	\$2,430.00	3.85%	\$90.00
-----	--------------------------------------	---	------------	------------	--------	------------	-------	---------

(c) additional fee for properties not currently rated for sewerage and are not required to pay wastewater headworks contributions as a condition of a development approval

Properties to be connected to the Warwick sewerage scheme	Local Government Act 2009 s97 2(a)	N						\$2,980
Properties to be connected to the Stanthorpe sewerage scheme	Local Government Act 2009 s97 2(a)	N						\$2,980

(d) Reconnection if vacant charges apply

Fee	Local Government Act 2009 s97 2(a)	N	\$2,340.00	\$2,430.00	\$0.00	\$2,430.00	3.85%	\$90.00
-----	--------------------------------------	---	------------	------------	--------	------------	-------	---------

Disconnection Fee – Sewerage & CED

Where property is to be left vacant (if work carried out by Council)	Local Government Act 2009 s97 2(a)	N	\$1,295.00	\$1,345.00	\$0.00	\$1,345.00	3.86%	\$50.00
If work carried out by licensed plumber/drainier	Local Government Act 2009 s97 2(a)	N					Refer to plumbing fees	

Modelling Capacity Impact Assessments (Water and Sewerage)

Sewer Model Capacity Assessment	N	\$0.00	\$955.00	\$0.00	\$955.00	∞	\$955.00
Hydraulic Model Pressure and Flow Tests (Detailed Network Assessment)	N	Price on application					
Water Model Capacity Assessment	N	\$0.00	\$955.00	\$0.00	\$955.00	∞	\$955.00

Location of Services (Water and Sewerage)

(a) Works near Water Supply or Sewerage infrastructure application	Y	\$369.00	\$348.18	\$34.82	\$383.00	3.79%	\$14.00
(b) On-site inspection (only)	Y	\$298.00	\$281.82	\$28.18	\$310.00	4.03%	\$12.00
(c) Physical location (requiring equipment)	Y	As per the Private Works Charges system					

Extensions or special connections

Fee	Y		As per the Private Works Charges system					
-----	---	--	---	--	--	--	--	--

Name	Head Of Power	GST	Year 24/25 Fee (incl. GST)	Year 25/26			Increase %	Increase \$
				Fee (excl. GST)	GST	Fee (incl. GST)		

Disposal of Septic Tank Wastes at Sewerage Treatment Plant

Warwick STP and Stanthorpe STP	N	\$58.00 per kilolitre
--------------------------------	---	-----------------------

Water Fees

(a) All connections on allotments where the developer has installed the service and meter	Local Government Act 2009 s97 2(a)	N	\$0.00	\$0.00	\$0.00	\$0.00	0.00%	\$0.00
(b) Single 20mm connection for full and restricted flow service where the developer has installed the water service components excluding the actual water meter	Local Government Act 2009 s97 2(a)	N	\$597.00	\$620.00	\$0.00	\$620.00	3.85%	\$23.00
(c) All other 20mm connections	Local Government Act 2009 s97 2(a)	N	\$2,700.00	\$2,800.00	\$0.00	\$2,800.00	3.70%	\$100.00
(d) Single 25mm connection for full and restricted flow service where the developer has installed the water service components excluding the actual water meter	Local Government Act 2009 s97 2(a)	N	\$612.60	\$636.00	\$0.00	\$636.00	3.82%	\$23.40
(e) All other 25mm connections	Local Government Act 2009 s97 2(a)	N	\$2,912.00	\$3,020.00	\$0.00	\$3,020.00	3.71%	\$108.00
(f) All other single connections greater than 25mm and all multiple connections	Local Government Act 2009 s97 2(a)	N	As per the Private Works Charges System					
(g) Additional fee for properties not currently rated for water supply and are not required to pay water supply headworks contributions as a condition of a development approval	Local Government Act 2009 s97 2(a)	N	As per the fee for Headworks Contribution in the Development Contributions section					

Properties to be connected to the Warwick water supply scheme

Properties to be connected to the Stanthorpe water supply scheme

Disconnection Fee – for 20mm and 25mm domestic residential services only	Local Government Act 2009 s97 2(a)	N	\$900.00	\$934.00	\$0.00	\$934.00	3.78%	\$34.00
Disconnection Fee – for all other services	Local Government Act 2009 s97 2(a)	N	As per the Private Works Charges System					
Water meter calibration test (refundable if faulty) – for 20mm & 25mm meters only	Local Government Act 2009 s97 2(a)	N	\$672.00	\$697.00	\$0.00	\$697.00	3.72%	\$25.00
Water meter calibration test (refundable if faulty) – for meters greater than 25mm	Local Government Act 2009 s97 2(a)	N	By Quote					
Fire Flow Test – Single hydrant	Local Government Act 2009 s97 2(a)	Y	\$411.00	\$388.18	\$38.82	\$427.00	3.89%	\$16.00
Fire Flow Test – Dual hydrant	Local Government Act 2009 s97 2(a)	Y	\$670.00	\$631.82	\$63.18	\$695.00	3.73%	\$25.00
Bulk Water – per KL	Local Government Act 2009 s97 2(a)	N	\$8.50	\$9.00	\$0.00	\$9.00	5.88%	\$0.50

Name	Head Of Power	GST	Year 24/25 Fee (incl. GST)	Year 25/26			Increase %	Increase \$
				Fee (excl. GST)	GST	Fee (incl. GST)		

Water Fees [continued]

Water supply standpipe key deposit – deposit on key to standpipe (refundable on return)		N	\$55.00	\$58.00	\$0.00	\$58.00	5.45%	\$3.00
--	--	---	---------	---------	--------	---------	-------	--------

Recycled Water

Note: Not-for-Profit Organisations will receive a 100% discount for recycled water charges which includes the annual access charge.

Community Clubs and Schools – not for commercial use – Class A supplied to on-site storage – per ML		N	\$297.00	\$308.00	\$0.00	\$308.00	3.70%	\$11.00
Community Clubs and Schools – not for commercial use – Class A supplied direct to irrigation at main's pressure – per ML		N	\$297.00	\$308.00	\$0.00	\$308.00	3.70%	\$11.00
Commercial Users – Class A – per ML		N	\$297.00	\$308.00	\$0.00	\$308.00	3.70%	\$11.00
Class B Stanthorpe		N	As per current agreement					

Annual Access Charge - all users

Annual access charge - Stanthorpe Irrigators		N	As per current agreement					
Commercial Users and Schools		N	\$0.00	\$598.00	\$0.00	\$598.00	∞	\$598.00
Not for profit organisations		N	\$0.00	\$598.00	\$0.00	\$598.00	∞	\$598.00

Quarterly Usage Charge - per ML

Not for profit organisations		N	\$0.00	\$0.00	\$0.00	\$0.00	0.00%	\$0.00
Schools		N	\$0.00	\$297.00	\$0.00	\$297.00	∞	\$297.00
Commercial Users		N	\$0.00	\$297.00	\$0.00	\$297.00	∞	\$297.00
Stanthorpe Irrigators		N	as per current agreement					

Cemeteries

Cemetery Notes

1. A high reservation fee was paid prior to 1 July 2014 allowing for a reduced burial fee.
2. Second interment may not be permitted in Southern Downs Cemeteries due to insufficient ground depth.

Burial Fees

Walls and Vaults

Outdoor Burial Wall

Single vault burial rights		N	\$11,780.00	\$12,216.00	\$0.00	\$12,216.00	3.70%	\$436.00
Interment fee		Y	\$3,485.00	\$3,285.45	\$328.55	\$3,614.00	3.70%	\$129.00

Name	Head Of Power	GST	Year 24/25 Fee (incl. GST)	Year 25/26			Increase %	Increase \$
				Fee (excl. GST)	GST	Fee (incl. GST)		

Vault (Below Ground)

Single burial right in unreserved plot		N	\$794.00	\$824.00	\$0.00	\$824.00	3.78%	\$30.00
Interment fee		Y	\$3,485.00	\$3,285.45	\$328.55	\$3,614.00	3.70%	\$129.00
Removal of monumental work (if required)		Y	\$782.00	\$737.27	\$73.73	\$811.00	3.71%	\$29.00

Vault (Above Ground)

Single burial right in unreserved plot		N	\$4,200.00	\$4,356.00	\$0.00	\$4,356.00	3.71%	\$156.00
Two single burial rights in unreserved plots		N	\$7,605.00	\$7,887.00	\$0.00	\$7,887.00	3.71%	\$282.00
Interment fee		Y	\$3,485.00	\$3,285.45	\$328.55	\$3,614.00	3.70%	\$129.00
Removal of monumental work (if required)		Y	\$782.00	\$737.27	\$73.73	\$811.00	3.71%	\$29.00

Burial Rights

Single burial right in unreserved plot		N	\$0.00	\$280.00	\$0.00	\$280.00	∞	\$280.00
Single burial right in unreserved plot - The Grove		N	\$0.00	\$1,200.00	\$0.00	\$1,200.00	∞	\$1,200.00

Interment Fees

All Cemeteries (exclusions apply)

Interment fee		Y	\$4,545.00	\$3,323.64	\$332.36	\$3,656.00	-19.56%	-\$889.00
Second interment		Y	\$3,310.00	\$1,900.00	\$190.00	\$2,090.00	-36.86%	- \$1,220.00

No second interment available at Eden Gardens or Wallangarra Cemetery

Plaque		Y	\$0.00	\$770.00	\$77.00	\$847.00	∞	\$847.00
Interment in a plot reserved prior to 18 March 1993 - Eden Gardens		Y	\$2,395.00	\$1,488.18	\$148.82	\$1,637.00	-31.65%	-\$758.00
Interment in a plot reserved after 18 March 1993 and prior to 1 July 2021 - Eden Gardens		Y	\$3,475.00	\$2,506.36	\$250.64	\$2,757.00	-20.66%	-\$718.00
Interment in plot reserved prior to 1 July 2014 (refer Cemetery Note 1) - Stanthorpe & Wallangarra Monumental/General Cemetery & Stanthorpe Lawn Cemetery		Y	\$1,955.00	\$1,843.64	\$184.36	\$2,028.00	3.73%	\$73.00

The Grove Warwick

Interment fee		Y	\$4,545.00	\$3,515.45	\$351.55	\$3,867.00	-14.92%	-\$678.00
Second interment		Y	\$3,310.00	\$2,350.91	\$235.09	\$2,586.00	-21.87%	-\$724.00
Plaque		Y	\$0.00	\$770.00	\$77.00	\$847.00	∞	\$847.00

Children (1 to 10 years of age)

Single burial right in unreserved plot		N	\$275.00	\$280.00	\$0.00	\$280.00	1.82%	\$5.00
Interment fee		Y	\$3,095.00	\$1,956.36	\$195.64	\$2,152.00	-30.47%	-\$943.00

Name	Head Of Power	GST	Year 24/25 Fee (incl. GST)	Year 25/26			Increase %	Increase \$
				Fee (excl. GST)	GST	Fee (incl. GST)		

Children (1 to 10 years of age) [continued]

Second interment		Y	\$2,090.00	\$966.36	\$96.64	\$1,063.00	-49.14%	- \$1,027.00
------------------	--	---	------------	----------	---------	------------	---------	-----------------

The Grove Warwick

Fees include standard bronze plaque

Single burial right in unreserved plot		N	\$275.00	\$296.00	\$0.00	\$296.00	7.64%	\$21.00
Interment fee		Y	\$4,220.00	\$3,979.09	\$397.91	\$4,377.00	3.72%	\$157.00
Second interment		Y	\$2,090.00	\$1,970.91	\$197.09	\$2,168.00	3.73%	\$78.00

Stillborn or Baby (under 1 year of age)

All Cemeteries

Single burial right in unreserved plot		N	\$275.00	\$280.00	\$0.00	\$280.00	1.82%	\$5.00
Interment (without plaque)		Y	\$718.00	\$677.27	\$67.73	\$745.00	3.76%	\$27.00
Plaque - Stillborn or Baby (under 1 year of age)		Y						At cost

Reservation Fees – Reservation fees are non-refundable at time of interment

All Cemeteries - Excluding The Grove		N	\$275.00	\$280.00	\$0.00	\$280.00	1.82%	\$5.00
The Grove (includes site fee)		N	\$1,015.00	\$1,053.00	\$0.00	\$1,053.00	3.74%	\$38.00

Cremated Remains All Cemeteries

Interment

Columbarium, Garden, Grove		Y	\$526.00	\$496.36	\$49.64	\$546.00	3.80%	\$20.00
Full service including awning & chairs		Y	\$1,050.00	\$990.00	\$99.00	\$1,089.00	3.71%	\$39.00

Site Fee (not paid on sites reserved prior to 1 July 2014) refer Cemetery Note 1

Columbarium		N	\$89.00	\$93.00	\$0.00	\$93.00	4.49%	\$4.00
Garden		N	\$89.00	\$93.00	\$0.00	\$93.00	4.49%	\$4.00

Reservation (includes site fee)

Columbarium		N	\$212.00	\$220.00	\$0.00	\$220.00	3.77%	\$8.00
Garden		N	\$205.00	\$220.00	\$0.00	\$220.00	7.32%	\$15.00

Memorialisation

Plaque		Y						At cost
Administration Fee		Y	\$172.00	\$162.73	\$16.27	\$179.00	4.07%	\$7.00
Fitting/Placement (if applicable)		Y	\$139.00	\$131.82	\$13.18	\$145.00	4.32%	\$6.00
Base (if applicable)		Y						At cost

Name	Head Of Power	GST	Year 24/25 Fee (incl. GST)	Year 25/26			Increase %	Increase \$
				Fee (excl. GST)	GST	Fee (incl. GST)		

Burial on Private Land

Burial on Private Land application fee		N	\$0.00	\$3,520.00	\$0.00	\$3,520.00	∞	\$3,520.00
Proceed to Burial Stage		Y	\$0.00	\$1,540.00	\$154.00	\$1,694.00	∞	\$1,694.00
Facilitation of Burial (Optional)		Y	\$0.00	\$4,000.00	\$400.00	\$4,400.00	∞	\$4,400.00

Other Fees

Break open concrete/ remove monumental work		Y	\$782.00	\$737.27	\$73.73	\$811.00	3.71%	\$29.00
Permit to erect monument		N	\$165.00	\$172.00	\$0.00	\$172.00	4.24%	\$7.00

Services conducted after hours, on weekends or public holidays

All interments that require work to be carried out After Hours (arrival at the cemetery after 3.30pm) and Saturdays		Y	\$157.50 per half hour, maximum \$1,575.00					
All interments that require work to be carried out Sundays and Public Holidays		Y	\$213.00 per half hour, maximum \$2,130					

Exhumation

Body (includes grave opening and removal of monumental work)		Y	\$8,120.00	\$7,655.45	\$765.55	\$8,421.00	3.71%	\$301.00
Cremated remains		Y	\$155.00	\$146.36	\$14.64	\$161.00	3.87%	\$6.00
Transfer Vault to Vault		Y	\$2,455.00	\$2,314.55	\$231.45	\$2,546.00	3.71%	\$91.00

Sundry Fees – Infrastructure Services

Abandoned Vehicle Impounding Fee		N	\$523.00	\$543.00	\$0.00	\$543.00	3.82%	\$20.00
Abandoned Vehicle Release Fee		N	\$665.00	\$690.00	\$0.00	\$690.00	3.76%	\$25.00

Name	Head Of Power	GST	Year 24/25 Fee (incl. GST)	Year 25/26		Fee (incl. GST)	Increase %	Increase \$
				Fee (excl. GST)	GST			

Corporate and Community Services

Saleyards

Cattle (including 1 off scale NLIS scan)

Yarded per head	Y	\$14.10	\$13.77	\$1.38	\$15.15	7.45%	\$1.05
EU pre-scanning and checking EU eligibility per head	Y	\$6.00	\$6.36	\$0.64	\$7.00	16.67%	\$1.00

Agent Fee – National Vendor Declaration

NVD scanning (this is per NVD)	Y	\$2.10	\$2.05	\$0.20	\$2.25	7.14%	\$0.15
--------------------------------	---	--------	--------	--------	--------	-------	--------

NLIS Fees

Saleyards Tag Fee (per tag) (replacement of non-reader tag)	Y	\$22.00	\$12.50	\$1.25	\$13.75	-37.50%	-\$8.25
Saleyards Tag Fee (per tag) (fitted by agent prior to scan)	Y	\$22.00	\$12.50	\$1.25	\$13.75	-37.50%	-\$8.25
NLIS Sheep Tag Fee (per tag)	Y	\$22.00	\$5.00	\$0.50	\$5.50	-75.00%	-\$16.50
Replacement of Tag during sale	Y	\$0.00	\$45.00	\$4.50	\$49.50	∞	\$49.50

Sheep and Goats

Sold per head	Y	\$2.75	\$2.73	\$0.27	\$3.00	9.09%	\$0.25
---------------	---	--------	--------	--------	--------	-------	--------

Horses

Horses yarded per head	Y	\$15.00	\$15.45	\$1.55	\$17.00	13.33%	\$2.00
------------------------	---	---------	---------	--------	---------	--------	--------

Bulls

Bulls yarded per head	Y	\$72.00	\$68.18	\$6.82	\$75.00	4.17%	\$3.00
-----------------------	---	---------	---------	--------	---------	-------	--------

Special Sales - Bookings

Bookings must be made 6 weeks in advance

Horse Sales - Application fee in advance at time of booking (plus standard yard dues per head)	Y	\$1,000.00	\$977.27	\$97.73	\$1,075.00	7.50%	\$75.00
Saturday Sales - Application fee in advance at time of booking (plus standard yard dues per head)	Y	\$880.00	\$863.64	\$86.36	\$950.00	7.95%	\$70.00
Wednesday to Friday Sales - Application fee in advance at time of booking (plus standard yard dues per head)	Y	\$550.00	\$540.91	\$54.09	\$595.00	8.18%	\$45.00
Wednesday to Friday							

Name	Head Of Power	GST	Year 24/25	Year 25/26			Increase %	Increase \$
			Fee (incl. GST)	Fee (excl. GST)	GST	Fee (incl. GST)		

Permit Fees

Any individual/agent who receives any type of commission from the sale of livestock will be required to pay agent selling permit fees. These fees will be payable even where sales are made through contracted auctioneers and commissions are earned by a third party, then that third party will be liable to pay the agent selling permit fees.

Agent – Cattle Selling Permit (including Security Access Gate Key)	Y	\$7,250.00	\$7,085.45	\$708.55	\$7,794.00	7.50%	\$544.00
Agent – Sheep Selling Permit (including Security Access Gate Key)	Y	\$4,250.00	\$4,153.64	\$415.36	\$4,569.00	7.51%	\$319.00
Replacement Security Access Key	Y	\$66.00	\$62.73	\$6.27	\$69.00	4.55%	\$3.00

Transshipping Fees

Minimum to be charged then amount per head thereafter

Minimum Charge Transshipping Fees	Y	\$25.00	\$24.55	\$2.45	\$27.00	8.00%	\$2.00
All cattle and horse – charged per head after minimum fee	Y	\$4.00	\$4.55	\$0.45	\$5.00	25.00%	\$1.00
All sheep and goats – charged per head after minimum fee	Y	\$2.00	\$2.73	\$0.27	\$3.00	50.00%	\$1.00

Private Weighings

All sales must be conducted through an agent with a current Warwick Saleyards selling permit

Or per head whichever is the greater	Y	\$15.00	\$15.45	\$1.55	\$17.00	13.33%	\$2.00
--------------------------------------	---	---------	---------	--------	---------	--------	--------

Holding Fees

Except in relation to use of the yards for regional events where there is a recognised community benefit (eg Warwick Campdraft and Rodeo, Warwick Show etc) where no holding fee will be applicable.

Minimum to be charges then amount per head thereafter.

Minimum Charge Holding Fees	Y	\$25.00	\$24.55	\$2.45	\$27.00	8.00%	\$2.00
Cattle and Horses – per head per day	Y	\$4.00	\$4.55	\$0.45	\$5.00	25.00%	\$1.00
Applicable midday on Thursday following cattle sale or held longer than 24 hours for stock not purchased at sale							
Sheep and Goats – per head per day	Y	\$0.45	\$0.45	\$0.05	\$0.50	11.11%	\$0.05
Applicable midday on Friday following sheep sale or held longer than 24 hours for stock not purchased at sale							

Use of Saleyards Infrastructure to Process Stock

Minimum charge	Y	\$64.50	\$63.64	\$6.36	\$70.00	8.53%	\$5.50
Plus charge per head	Y	\$3.15	\$3.09	\$0.31	\$3.40	7.94%	\$0.25

Truck Wash Facility

Use of facility (per minute)	Y	\$1.50	\$1.45	\$0.15	\$1.60	6.67%	\$0.10
Minimum	Y	\$10.00	\$9.54	\$0.95	\$10.50	5.00%	\$0.49
Avdata Truck Wash Tag	Y	\$66.00	\$64.55	\$6.45	\$71.00	7.58%	\$5.00

Name	Head Of Power	GST	Year 24/25 Fee (incl. GST)	Year 25/26 Fee (excl. GST)	GST	Fee (incl. GST)	Increase %	Increase \$
------	---------------	-----	----------------------------------	----------------------------------	-----	--------------------	---------------	----------------

After Hours Access (AvData Gatekeeper) must have own Avdata tag

Yearly Additional Avdata Tag		Y	\$15.00	\$14.55	\$1.45	\$16.00	6.67%	\$1.00
Avdata Gate Tag		Y	\$66.00	\$62.73	\$6.27	\$69.00	4.55%	\$3.00

Feeding Charges

Small Bale Hay Cost + Fee		Y	(Cost per bale + 20%) + handling fee of \$10.00 per bale - Mon to Fri (Cost per bale + 20%) + handling fee of \$10.00 per bale – Sat - callout fee applied (Cost per bale + 20%) + handling fee of \$10.00 per bale – Sun - callout fee applied					
---------------------------	--	---	---	--	--	--	--	--

Disposal of Dead Animals – from Saleyards

Per animal > 100kg		Y	\$225.00	\$222.73	\$22.27	\$245.00	8.89%	\$20.00
Per animal < 100kg		Y	\$46.00	\$45.45	\$4.55	\$50.00	8.70%	\$4.00

Call Out Fee

Monday – Saturday		Y	\$250.00	\$245.45	\$24.55	\$270.00	8.00%	\$20.00
Sunday		Y	\$360.00	\$354.55	\$35.45	\$390.00	8.33%	\$30.00

Hire of Public Halls

Warwick Town Hall

Hall Hire

Does not include cleaning, setup or takedown

Whole building (per hour)		Y	\$0.00	\$36.36	\$3.64	\$40.00	∞	\$40.00
Foyer/Bar Area (per hour)		Y	\$0.00	\$9.09	\$0.91	\$10.00	∞	\$10.00
Maximum daily rate		Y	\$0.00	\$363.64	\$36.36	\$400.00	∞	\$400.00

Other fees

Cleaning		Y	\$0.00	\$454.55	\$45.45	\$500.00	∞	\$500.00
Set Up and Take Down		Y	\$0.00	\$454.55	\$45.45	\$500.00	∞	\$500.00
Bond (only applies after 2 hours)		N	\$1,100.00	\$1,000.00	\$0.00	\$1,000.00	-9.09%	-\$100.00

Refundable once final inspection completed and everything deemed to be left in original condition

Allora Community Hall

Hall Hire

Does not include cleaning, setup or takedown

Building hire (per hour)		Y	\$0.00	\$27.27	\$2.73	\$30.00	∞	\$30.00
Maximum daily rate		Y	\$0.00	\$272.73	\$27.27	\$300.00	∞	\$300.00

Other Fees

Cleaning		Y	\$0.00	\$454.55	\$45.45	\$500.00	∞	\$500.00
Set Up and Take Down		Y	\$0.00	\$454.55	\$45.45	\$500.00	∞	\$500.00
Bond (only applies after 2 hours)		N	\$1,000.00	\$1,000.00	\$0.00	\$1,000.00	0.00%	\$0.00

Refundable once final inspection completed and everything deemed to be left in original condition

Name	Head Of Power	GST	Year 24/25 Fee (incl. GST)	Year 25/26			Increase %	Increase \$
				Fee (excl. GST)	GST	Fee (incl. GST)		

Stanthorpe Civic Centre

Hall Hire

Does not include cleaning, setup or takedown

Whole building (per hour)	Y	\$0.00	\$45.45	\$4.55	\$50.00	∞	\$50.00
Exhibition Space (per hour)	Y	\$0.00	\$9.09	\$0.91	\$10.00	∞	\$10.00
Main Auditorium (per hour)	Y	\$0.00	\$27.27	\$2.73	\$30.00	∞	\$30.00
Supper Room (per hour)	Y	\$0.00	\$18.18	\$1.82	\$20.00	∞	\$20.00
Maximum daily rate	Y	\$0.00	\$454.55	\$45.45	\$500.00	∞	\$500.00

Other Fees

Cleaning	Y	\$0.00	\$454.55	\$45.45	\$500.00	∞	\$500.00
Setup and Take Down	Y	\$0.00	\$454.55	\$45.45	\$500.00	∞	\$500.00
Bond (only applies after 2 hours)	N	\$1,100.00	\$1,000.00	\$0.00	\$1,000.00	-9.09%	-\$100.00

Refundable once final inspection completed and everything deemed to be left in original condition

Stanthorpe Civic Centre Meeting Rooms

Casual Hire

Civic Centre Meeting Room	Y	\$119.00	\$112.73	\$11.27	\$124.00	4.20%	\$5.00
---------------------------	---	----------	----------	---------	----------	-------	--------

Stanthorpe Office Space

Hire of office space/ meeting room – Stanthorpe	Y	\$5.50/m2 per week					
---	---	--------------------	--	--	--	--	--

Warwick Indoor Recreation and Aquatic Centre

Conditions of entry apply:

Children 10 years of age or younger must be accompanied by a supervising person 18 years of age or older. Parents with children 5 years and under must be in the water with their child within arm's reach at all times.

Where a club has hired lanes for squad training, entry fees will not apply for individual squad members.

Where a payment has been made for Learn to Swim or School Swimming a further entry fee will not be required to be paid.

Concession means the holder of a:

Centrelink concession card. A holder of a Seniors Card is not eligible for a concession.

The Y honours the Queensland Government Companion Card. This allows free entry for anyone accompanying a person with disability who requires attendant care support.

The concession rate also applies to children ages 5-14, children aged 0-4 are free

Aquatics

Casual Per Person - pool only

Adult	Y	\$6.50	\$5.91	\$0.59	\$6.50	0.00%	\$0.00
Concession	Y	\$5.30	\$5.00	\$0.50	\$5.50	3.77%	\$0.20
Family (up to 2 adults and 4 children)	Y	\$20.50	\$18.64	\$1.86	\$20.50	0.00%	\$0.00

Name	Head Of Power	GST	Year 24/25 Fee (incl. GST)	Year 25/26			Increase %	Increase \$
				Fee (excl. GST)	GST	Fee (incl. GST)		

10 Visit Pass - pool only

Adult		Y	\$60.00	\$56.36	\$5.64	\$62.00	3.33%	\$2.00
Concession		Y	\$50.00	\$47.27	\$4.73	\$52.00	4.00%	\$2.00

25 Visit Pass - pool only

Adult		Y	\$140.00	\$131.82	\$13.18	\$145.00	3.57%	\$5.00
Concession		Y	\$110.00	\$104.55	\$10.45	\$115.00	4.55%	\$5.00

Pool Hire

1 Lane 25m		Y	\$30.00	\$29.09	\$2.91	\$32.00	6.67%	\$2.00
Per hour								
Hydrotherapy		Y	\$55.00	\$51.82	\$5.18	\$57.00	3.64%	\$2.00
Per hour								

Learn To Swim

Group lesson 30 minutes (1 child) - per lesson (paid via Direct Debit)		N	\$17.50	\$18.00	\$0.00	\$18.00	2.86%	\$0.50
Private lesson 30 minutes (maximum 3 children) - per lesson		N	\$49.00	\$50.00	\$0.00	\$50.00	2.04%	\$1.00
Squad per session - Casual		Y	\$15.00	\$13.64	\$1.36	\$15.00	0.00%	\$0.00
Squad per session - Week pass		Y	\$0.00	\$22.73	\$2.27	\$25.00	∞	\$25.00
Squad - Upfront 12 weeks		Y	\$300.00	\$272.73	\$27.27	\$300.00	0.00%	\$0.00
Squad - Fortnightly (paid via Direct Debit)		Y	\$50.00	\$45.45	\$4.55	\$50.00	0.00%	\$0.01
NDIS lesson (special needs)		N						POA

School Swimming

30 minute class		Y	\$6.00	\$5.91	\$0.59	\$6.50	8.33%	\$0.51
45 minute class		Y	\$8.50	\$8.18	\$0.82	\$9.00	5.88%	\$0.50
60 minute class		Y	\$12.00	\$11.36	\$1.14	\$12.50	4.17%	\$0.50

Aquatic Membership - includes pool, hydrotherapy and aqua classes

Aquatics membership includes Aqua Classes from 01/07/2023.

1 Month Membership

Adult		Y	\$70.00	\$68.18	\$6.82	\$75.00	7.14%	\$5.00
Concession		Y	\$55.00	\$54.55	\$5.45	\$60.00	9.09%	\$5.00

3 Month Membership

Adult		Y	\$190.00	\$177.27	\$17.73	\$195.00	2.63%	\$5.00
Concession		Y	\$150.00	\$140.91	\$14.09	\$155.00	3.33%	\$5.00

6 Month Membership

Adult		Y	\$310.00	\$290.91	\$29.09	\$320.00	3.23%	\$10.00
-------	--	---	----------	----------	---------	----------	-------	---------

Name	Head Of Power	GST	Year 24/25 Fee (incl. GST)	Year 25/26			Increase %	Increase \$
				Fee (excl. GST)	GST	Fee (incl. GST)		

6 Month Membership [continued]

Concession		Y	\$250.00	\$236.36	\$23.64	\$260.00	4.00%	\$10.00
------------	--	---	----------	----------	---------	----------	-------	---------

12 Month Membership

Adult		Y	\$520.00	\$490.91	\$49.09	\$540.00	3.85%	\$20.00
Concession		Y	\$440.00	\$413.64	\$41.36	\$455.00	3.41%	\$15.00

Direct Debit (Fortnightly)

No minimum contract, however 30 days notice is required to cancel.

Adult		Y	\$23.90	\$21.82	\$2.18	\$24.00	0.42%	\$0.10
Concession		Y	\$19.90	\$18.18	\$1.82	\$20.00	0.50%	\$0.10
Joining Fee		Y	\$69.00	\$62.73	\$6.27	\$69.00	0.00%	\$0.00
Suspension Fee per day		Y	\$0.50	\$0.45	\$0.05	\$0.50	0.00%	\$0.00

Special Hire

School Carnival – exclusive use of pool hall – up to 7 hours		Y	\$560.00	\$509.09	\$50.91	\$560.00	0.00%	\$0.00
School Carnival – exclusive use of pool hall – up to 4 hours		Y	\$385.00	\$363.64	\$36.36	\$400.00	3.90%	\$15.00
Staff Hire (Minimum 1 hour) – per hour		Y	\$67.50	\$63.64	\$6.36	\$70.00	3.70%	\$2.50

Stadium

*Court hire bookings that require carpet to be laid will include an extra fee of \$200 for one court and \$400 for two courts

*Bookings must complete facility hire instructions and requirements

1 court – per hour		Y	\$47.00	\$44.55	\$4.45	\$49.00	4.26%	\$2.00
2 courts – per hour		Y	\$84.00	\$80.00	\$8.00	\$88.00	4.76%	\$4.00
1 court – per day*		Y						POA
2 courts – per day*		Y						POA
Function – offer according to needs*		Y						POA

Gym/Group Fitness

Fitness membership includes gym & group fitness classes from 01/07/2023.

Casual Per Person

Adult		Y	\$14.50	\$13.64	\$1.36	\$15.00	3.45%	\$0.50
Concession		Y	\$12.50	\$11.82	\$1.18	\$13.00	4.00%	\$0.50

10 Visit Pass - Fitness (Valid for 6 months)

Adult		Y	\$125.00	\$118.18	\$11.82	\$130.00	4.00%	\$5.00
Concession		Y	\$105.00	\$100.00	\$10.00	\$110.00	4.76%	\$5.00

25 Visit Pass - Fitness (Valid for 6 months)

Adult		Y	\$295.00	\$268.18	\$26.82	\$295.00	0.00%	\$0.00
Concession		Y	\$225.00	\$204.55	\$20.45	\$225.00	0.00%	\$0.00

Name	Head Of Power	GST	Year 24/25 Fee (incl. GST)	Year 25/26			Increase %	Increase \$
				Fee (excl. GST)	GST	Fee (incl. GST)		

1 Month Membership

Adult		Y	\$125.00	\$118.18	\$11.82	\$130.00	4.00%	\$5.00
Concession		Y	\$100.00	\$95.45	\$9.55	\$105.00	5.00%	\$5.00
24/7 Access Card Fee		Y	\$35.00	\$31.82	\$3.18	\$35.00	0.00%	\$0.00

3 Month Membership

Adult		Y	\$275.00	\$272.73	\$27.27	\$300.00	9.09%	\$25.00
Concession		Y	\$220.00	\$227.27	\$22.73	\$250.00	13.64%	\$30.00
24/7 Access Card Fee		Y	\$35.00	\$31.82	\$3.18	\$35.00	0.00%	\$0.00

6 Month Membership

Adult		Y	\$339.00	\$336.36	\$33.64	\$370.00	9.14%	\$31.00
Concession		Y	\$319.00	\$318.18	\$31.82	\$350.00	9.72%	\$31.00
24/7 Access Card Fee		Y	\$35.00	\$31.82	\$3.18	\$35.00	0.00%	\$0.00

12 Month Membership

Adult		Y	\$649.00	\$635.45	\$63.55	\$699.00	7.70%	\$50.00
Concession		Y	\$551.00	\$545.45	\$54.55	\$600.00	8.89%	\$49.00
Renewal for Adult and Concession		Y	\$0.00	\$590.00	\$59.00	\$649.00	∞	\$649.00
(Get bonus month as well - 13 months membership)								
24/7 Access Card Fee		Y	\$35.00	\$31.82	\$3.18	\$35.00	0.00%	\$0.00

Direct Debit (Fortnightly)

Flexi - 30 days notice to cancel (no concession rates)		Y	\$39.90	\$36.27	\$3.63	\$39.90	0.00%	\$0.00
Adult - 12-month contract period		Y	\$31.90	\$29.00	\$2.90	\$31.90	0.00%	\$0.00
Concession (Student & Concession) - 12-month contract period		Y	\$27.90	\$25.36	\$2.54	\$27.90	0.00%	\$0.00
Adult - 6-month contract period		Y	\$35.90	\$32.64	\$3.26	\$35.90	0.00%	\$0.00
Concession (Student & Concession card holders) - 6-month contract period		Y	\$31.90	\$29.00	\$2.90	\$31.90	0.00%	\$0.00
Joining Fee		Y	\$69.00	\$62.73	\$6.27	\$69.00	0.00%	\$0.00
24/7 Access Card Fee		Y	\$35.00	\$31.82	\$3.18	\$35.00	0.00%	\$0.00
Suspension Fee per day		Y	\$0.50	\$0.45	\$0.05	\$0.50	0.00%	\$0.00

Corporate Membership

Direct Debit (Fortnightly)

Adult		Y	\$27.90	\$29.00	\$2.90	\$31.90	14.34%	\$4.00
Joining Fee		Y	\$69.00	\$62.73	\$6.27	\$69.00	0.00%	\$0.00
24/7 Access Card Fee		Y	\$35.00	\$31.82	\$3.18	\$35.00	0.00%	\$0.00
Suspension Fee per day		Y	\$0.50	\$0.45	\$0.05	\$0.50	0.00%	\$0.01

Special Programs - Casual

Sports Ability – Casual		Y	\$5.50	\$5.18	\$0.52	\$5.70	3.64%	\$0.20
-------------------------	--	---	--------	--------	--------	--------	-------	--------

Name	Head Of Power	GST	Year 24/25 Fee (incl. GST)	Year 25/26			Increase %	Increase \$
				Fee (excl. GST)	GST	Fee (incl. GST)		

Special Programs - Casual [continued]

Senior Fit – Casual		Y	\$7.50	\$7.09	\$0.71	\$7.80	4.00%	\$0.30
Badminton – Casual		Y	\$7.50	\$7.73	\$0.77	\$8.50	13.33%	\$1.00

Personal Training - Members

Per 30 minute session		Y	\$45.00	\$40.91	\$4.09	\$45.00	0.00%	\$0.00
3 x 30 minute sessions		Y	\$120.00	\$109.09	\$10.91	\$120.00	0.00%	\$0.00

Sauna

Casual non-member		Y	\$20.00	\$22.73	\$2.27	\$25.00	25.00%	\$5.00
Casual member		Y	\$15.00	\$18.18	\$1.82	\$20.00	33.33%	\$5.00
10 Pack non-member		Y	\$150.00	\$181.82	\$18.18	\$200.00	33.33%	\$50.00
10 Pack member		Y	\$100.00	\$136.36	\$13.64	\$150.00	50.00%	\$50.00

Beach Volleyball - Casual

Adult		Y	\$5.50	\$5.19	\$0.52	\$5.70	3.64%	\$0.20
Concession		Y	\$4.50	\$4.27	\$0.43	\$4.70	4.44%	\$0.20

Stadium - Casual

Adult		Y	\$5.50	\$5.18	\$0.52	\$5.70	3.64%	\$0.20
Concession		Y	\$4.50	\$4.27	\$0.43	\$4.70	4.44%	\$0.20

School Groups

Pool – per student - minimum 10 students		Y	\$4.50	\$4.27	\$0.43	\$4.70	4.44%	\$0.20
Stadium – per student - minimum 10 students		Y	\$4.50	\$4.27	\$0.43	\$4.70	4.44%	\$0.20
Gym – per student - minimum 10 students		Y	\$5.50	\$5.18	\$0.52	\$5.70	3.64%	\$0.20

Club Events

Club Nights		Y	\$166.50	\$156.36	\$15.64	\$172.00	3.30%	\$5.50
Allows the Swimming Club to use 6 lanes up until 7 pm on Fridays. The Swimming Club will have exclusive access to these 6 lanes only and does not include access to the Rapid River or Leisure Pool.								
Club Carnivals and Championships		Y	\$676.50	\$636.37	\$63.64	\$700.00	3.47%	\$23.50
Allows the Swimming Club exclusive use of the pool hall and outside grounds for the Swimming Club's carnival and championship events.								

Name	Head Of Power	GST	Year 24/25 Fee (incl. GST)	Year 25/26			Increase %	Increase \$
				Fee (excl. GST)	GST	Fee (incl. GST)		

Stanthorpe YMCA

Conditions of entry apply:

Children 10 years of age or younger must be accompanied by a supervising person 18 years of age or older. Parents with children 5 years and under must be in the water with their child within arm's reach at all times.

Where a club has hired lanes for squad training, entry fees will not apply for individual squad members.

Where a payment has been made for Learn to Swim or School Swimming a further entry fee will not be required to be paid.

Concession means the holder of a:

Centrelink concession card. A holder of a Seniors Card is not eligible for a concession.

The Y honours the Queensland Government Companion Card. This allows free entry for anyone accompanying a person with disability who requires attendant care support.

Aquatics

Casual Per Person

Adult (15 years and older)	Y	\$6.30	\$5.91	\$0.59	\$6.50	3.17%	\$0.20
Concession (Concession Card holders)	Y	\$5.30	\$5.00	\$0.50	\$5.50	3.77%	\$0.20
Child (under 2 years)	Y						Free
Family (up to 2 adults and 2 children)	Y	\$18.50	\$18.64	\$1.86	\$20.50	10.81%	\$2.00

10 Visit Pass

Adult (15 years and older)	Y	\$60.00	\$56.36	\$5.64	\$62.00	3.33%	\$2.00
Concession (Concession Card holder)	Y	\$50.00	\$47.27	\$4.73	\$52.00	4.00%	\$2.00

25 Visit Pass

Adult (15 years and older)	Y	\$140.00	\$131.82	\$13.18	\$145.00	3.57%	\$5.00
Concession (Concession Card holder)	Y	\$110.00	\$104.55	\$10.45	\$115.00	4.55%	\$5.00

Season Pass

Family (up to 2 adults and 2 children)	Y	\$0.00	\$760.91	\$76.09	\$837.00	∞	\$837.00
Adult (15 years and older)	Y	\$260.00	\$245.45	\$24.55	\$270.00	3.85%	\$10.00
Concession (Concession Card holder)	Y	\$230.00	\$218.18	\$21.82	\$240.00	4.35%	\$10.00
Child (2-14 years)	Y	\$215.00	\$204.55	\$20.45	\$225.00	4.65%	\$10.00

Aqua Aerobics Classes

Adult (15 years and older)	Y	\$14.50	\$13.64	\$1.36	\$15.00	3.45%	\$0.50
Concession (Concession Card holder)	Y	\$12.50	\$11.82	\$1.18	\$13.00	4.00%	\$0.50

Pool Hire

1 Lane - 25m (per hour)	Y	\$30.00	\$29.09	\$2.91	\$32.00	6.67%	\$2.00
-------------------------	---	---------	---------	--------	---------	-------	--------

Name	Head Of Power	GST	Year 24/25 Fee (incl. GST)	Year 25/26			Increase %	Increase \$
				Fee (excl. GST)	GST	Fee (incl. GST)		

Learn To Swim

Group Lesson 30 minutes (1 Child) - per lesson (paid via Direct Debit)		N	\$17.50	\$18.00	\$0.00	\$18.00	2.86%	\$0.50
Private Lesson 30 minutes (Max 2 children) - per lesson		N	\$49.00	\$50.00	\$0.00	\$50.00	2.04%	\$1.00
Squad per session - Casual		Y	\$15.00	\$13.64	\$1.36	\$15.00	0.00%	\$0.00
Squad per session - Week pass		Y	\$25.00	\$22.73	\$2.27	\$25.00	0.00%	\$0.00
Squad - Upfront 12 weeks		Y	\$300.00	\$272.73	\$27.27	\$300.00	0.00%	\$0.00
Squad - Fortnightly (paid via Direct Debit)		Y	\$50.00	\$45.45	\$4.55	\$50.00	0.00%	\$0.01
NDIS Lesson (Special Needs)		Y						POA

School Swimming

30 minute class		Y	\$6.00	\$5.45	\$0.55	\$6.00	0.00%	\$0.01
45 minute class		Y	\$8.50	\$7.73	\$0.77	\$8.50	0.00%	\$0.00
60 minute class		Y	\$12.00	\$10.91	\$1.09	\$12.00	0.00%	\$0.00

Gym and Classes

Casual Per Person - Fitness

Adult		Y	\$14.50	\$13.64	\$1.36	\$15.00	3.45%	\$0.50
Concession (Student & Concession card holders)		Y	\$12.50	\$11.82	\$1.18	\$13.00	4.00%	\$0.50
Line Dancing per class		Y	\$8.00	\$7.27	\$0.73	\$8.00	0.00%	\$0.00

10 Visit Pass - Fitness (Valid for 6 months)

Adult		Y	\$125.00	\$118.18	\$11.82	\$130.00	4.00%	\$5.00
Concession (Student & Concession card holders)		Y	\$105.00	\$100.00	\$10.00	\$110.00	4.76%	\$5.00

25 Visit Pass - Fitness (valid for 6 months)

Adult		Y	\$260.00	\$268.18	\$26.82	\$295.00	13.46%	\$35.00
Concession (Student & Concession card holders)		Y	\$210.00	\$204.55	\$20.45	\$225.00	7.14%	\$15.00

1 Month

Adult		Y	\$125.00	\$118.18	\$11.82	\$130.00	4.00%	\$5.00
Concession (Student & Concession card holders)		Y	\$100.00	\$95.45	\$9.55	\$105.00	5.00%	\$4.99
24/7 Access Card Fee		Y	\$35.00	\$31.82	\$3.18	\$35.00	0.00%	\$0.00

3 Month

Adult		Y	\$275.00	\$272.73	\$27.27	\$300.00	9.09%	\$25.00
Concession (Student & Concession card holders)		Y	\$220.00	\$227.27	\$22.73	\$250.00	13.64%	\$30.00
24/7 Access Card Fee		Y	\$35.00	\$31.82	\$3.18	\$35.00	0.00%	\$0.00

Name	Head Of Power	GST	Year 24/25 Fee (incl. GST)	Year 25/26			Increase %	Increase \$
				Fee (excl. GST)	GST	Fee (incl. GST)		

6 Month

Adult		Y	\$339.00	\$336.36	\$33.64	\$370.00	9.14%	\$31.00
Concession (Student & Concession card holders)		Y	\$319.00	\$318.18	\$31.82	\$350.00	9.72%	\$31.00
24/7 Access Card Fee		Y	\$35.00	\$31.82	\$3.18	\$35.00	0.00%	\$0.00

12 Month

Adult		Y	\$649.00	\$680.91	\$68.09	\$749.00	15.41%	\$100.00
Concession (Student & Concession card holders)		Y	\$551.00	\$590.00	\$59.00	\$649.00	17.79%	\$98.00
Renewal for Adult and Concession		Y	\$0.00	\$590.00	\$59.00	\$649.00	∞	\$649.00
(Get bonus month as well - 13 months membership)								
24/7 Access Card Fee		Y	\$35.00	\$31.82	\$3.18	\$35.00	0.00%	\$0.00

Direct Debit (Fortnightly)

Flexi - 30 days notice to cancel (no concession rates)		Y	\$39.90	\$36.27	\$3.63	\$39.90	0.00%	\$0.00
Adult - 12-month contract period		Y	\$31.90	\$29.00	\$2.90	\$31.90	0.00%	\$0.00
Concession (Student & Concession card holders) - 12-month contract period		Y	\$27.90	\$25.36	\$2.54	\$27.90	0.00%	\$0.00
Suspension Fee per day		Y	\$0.50	\$0.45	\$0.05	\$0.50	0.00%	\$0.01
Adult - 6-month contract period		Y	\$35.90	\$32.64	\$3.26	\$35.90	0.00%	\$0.00
Concession (Student & Concession card holders) - 6-month contract period		Y	\$31.90	\$29.00	\$2.90	\$31.90	0.00%	\$0.00
Joining Fee		Y	\$69.00	\$62.73	\$6.27	\$69.00	0.00%	\$0.00
24/7 Access Card Fee		Y	\$35.00	\$31.82	\$3.18	\$35.00	0.00%	\$0.00

Corporate Membership - Includes Pool

Direct Debit (Fortnightly)

Adult		Y	\$27.90	\$29.00	\$2.90	\$31.90	14.34%	\$4.00
Joining Fee		Y	\$69.00	\$62.73	\$6.27	\$69.00	0.00%	\$0.00
24/7 Access Card Fee		Y	\$35.00	\$31.82	\$3.18	\$35.00	0.00%	\$0.00
Suspension Fee per day		Y	\$0.50	\$0.45	\$0.05	\$0.50	0.00%	\$0.01

Special Hire

School Carnival - exclusive use of pool facility - up to 7 hrs		Y	\$530.00	\$509.09	\$50.91	\$560.00	5.66%	\$30.00
Staff Hire - per hour (minimum 1 hour)		Y	\$64.50	\$61.36	\$6.14	\$67.50	4.65%	\$2.99
Court - per hour (6pm - 10pm)		Y	\$60.50	\$56.82	\$5.68	\$62.50	3.31%	\$2.00
Court - per hour (7am - 6pm)		Y	\$50.00	\$47.27	\$4.73	\$52.00	4.00%	\$2.00
Court - Schools Only - per hour		Y	\$41.00	\$38.64	\$3.86	\$42.50	3.66%	\$1.50
Aerobics Room - per hour		Y	\$42.00	\$40.00	\$4.00	\$44.00	4.76%	\$2.00

Name	Head Of Power	GST	Year 24/25 Fee (incl. GST)	Year 25/26 Fee (excl. GST)	GST	Fee (incl. GST)	Increase %	Increase \$
------	---------------	-----	----------------------------------	----------------------------------	-----	--------------------	---------------	----------------

Special Hire [continued]

Gymnastics Room - per hour		Y	\$42.00	\$40.00	\$4.00	\$44.00	4.76%	\$2.00
----------------------------	--	---	---------	---------	--------	---------	-------	--------

Special Programs - Casual

Futsal		Y	\$8.50	\$7.73	\$0.77	\$8.50	0.00%	\$0.00
Netball (per team per game)		Y	\$45.00	\$40.91	\$4.09	\$45.00	0.00%	\$0.00
Basketball		Y	\$10.00	\$9.09	\$0.91	\$10.00	0.00%	\$0.00
Badminton		Y	\$10.00	\$9.09	\$0.91	\$10.00	0.00%	\$0.00
Table Tennis		Y	\$5.50	\$5.00	\$0.50	\$5.50	0.00%	\$0.00
Pickleball		Y	\$10.00	\$9.09	\$0.91	\$10.00	0.00%	\$0.00

Personal Training - Members

Per 30 minute session		Y	\$45.00	\$40.91	\$4.09	\$45.00	0.00%	\$0.00
3 x 30 minute sessions		Y	\$120.00	\$109.09	\$10.91	\$120.00	0.00%	\$0.00

Gymnastics

Gymnastics fees are based on weekly fee and debited fortnightly
An equipment levy of \$1.50 is applied to each weekly fee

Gym play (casual session) - 1 hour		Y	\$15.00	\$14.09	\$1.41	\$15.50	3.33%	\$0.50
Kindergym - Gym Bubs/ Tots - 45 mins		Y	\$19.00	\$19.09	\$1.91	\$21.00	10.53%	\$2.00
Kindergym - Gym Kids - 1 hour		Y	\$21.00	\$20.91	\$2.09	\$23.00	9.52%	\$2.00
Steps (Prep - Step 3)		Y	\$22.00	\$21.82	\$2.18	\$24.00	9.09%	\$2.00
Steps (Steps 4 - 5)		Y	\$28.50	\$28.18	\$2.82	\$31.00	8.77%	\$2.50
Kindergym Annual Registration (goes to governing body)		Y	\$45.00	\$44.55	\$4.45	\$49.00	8.89%	\$4.00
Recreation Annual Registration (goes to governing body)		Y	\$60.00	\$59.09	\$5.91	\$65.00	8.33%	\$5.00

Club Events

Club Nights		Y	\$137.50	\$129.09	\$12.91	\$142.00	3.27%	\$4.50
-------------	--	---	----------	----------	---------	----------	-------	--------

Allows the Swimming Club to use 6 lanes up until 7 pm on Fridays. The Swimming Club will have exclusive access to these 6 lanes only and does not include access to other facilities within the venue.

Club Carnivals and Championships		Y	\$676.50	\$636.36	\$63.64	\$700.00	3.47%	\$23.50
----------------------------------	--	---	----------	----------	---------	----------	-------	---------

Allows the Swimming Club exclusive use of the pool hall and outside grounds for the Swimming Club's carnival and championship events.

Name	Head Of Power	GST	Year 24/25	Year 25/26			Increase %	Increase \$
			Fee (incl. GST)	Fee (excl. GST)	GST	Fee (incl. GST)		

Swimming Pools

Conditions of entry apply:

Children 10 years of age or younger must be accompanied by a supervising person 18 years of age or older. Parents with children 5 years and under must be in the water with their child within arm's reach at all times.

Where a club has hired lanes for squad training, entry fees will not apply for individual squad members.

Concession means the holder of a:

Centrelink concession card. A holder of a Seniors Card is not eligible for a concession.

The Y honours the Queensland Government Companion Card. This allows free entry for anyone accompanying a person with disability who requires attendant care support.

Allora and Killarney Swimming Pools

Admission Fees Allora and Killarney

Child	Y	\$4.00	\$4.09	\$0.41	\$4.50	12.50%	\$0.50
Adult	Y	\$5.00	\$5.00	\$0.50	\$5.50	10.00%	\$0.50
Concession	Y	\$3.40	\$3.18	\$0.32	\$3.50	2.94%	\$0.10
Family Swim Pass	Y	\$12.00	\$11.82	\$1.18	\$13.00	8.33%	\$1.00

Season Pass

Season Pass Killarney – Child	Y	\$92.00	\$87.27	\$8.73	\$96.00	4.35%	\$4.00
Season Pass Killarney – Adult	Y	\$116.00	\$110.00	\$11.00	\$121.00	4.31%	\$5.00
Season Pass Killarney – Family (2 adults and 2 children)	Y	\$326.00	\$308.18	\$30.82	\$339.00	3.99%	\$13.00
Season Pass Allora - Child	Y	\$103.00	\$93.64	\$9.36	\$103.00	0.00%	\$0.00
Season Pass Allora - Adult	Y	\$130.00	\$118.18	\$11.82	\$130.00	0.00%	\$0.00
Season Pass Allora - Family (2 adults and 2 children)	Y	\$369.00	\$335.45	\$33.55	\$369.00	0.00%	\$0.00

Schools

School half day	Y	\$246.00	\$240.91	\$24.09	\$265.00	7.72%	\$19.00
School full day	Y	\$351.00	\$342.73	\$34.27	\$377.00	7.41%	\$26.00

Swimming Club

Club Night Hire (Max 3 hours)	Y	\$59.00	\$58.18	\$5.82	\$64.00	8.47%	\$5.00
-------------------------------	---	---------	---------	--------	---------	-------	--------

Name	Head Of Power	GST	Year 24/25	Year 25/26			Increase %	Increase \$
			Fee (incl. GST)	Fee (excl. GST)	GST	Fee (incl. GST)		

Aerodromes

Conditions: Aerodrome may be closed to aircraft (Emergency Services aircraft excepted); Full payment of fee required prior to closure of aerodrome; The hirer must reimburse Council for any damage caused during the hire period; Depending on the time of day, noise limitations may apply; Applications for hire will be considered individually and may be refused at the discretion of Council; NOTE: Emergency Services exempt from all payments.

The Annual Landing Fee for Recreational and Commercial Aircraft, at either Warwick and Stanthorpe Aerodromes, is for a period of twelve (12) months from the date of payment.

Aerodromes – Additional or replacement key	Y	\$20.00	\$19.09	\$1.91	\$21.00	5.00%	\$1.00
Annual Landing Fee Warwick and Stanthorpe Aerodromes - Recreational Aircraft	Y	\$321.00	\$302.73	\$30.27	\$333.00	3.74%	\$12.00
Annual Landing Fee Warwick and Stanthorpe Aerodromes - Commercial Operators	Y	\$519.75	\$490.00	\$49.00	\$539.00	3.70%	\$19.25
Landing Fee Warwick and Stanthorpe Aerodromes - per landing	Y	\$13 per tonne MTOW (Maximum take-off weight) Min. Fee excl. GST: \$11.82 Min. Fee incl. GST: \$13.00					
Touch and Go Warwick and Stanthorpe Aerodromes	Y	\$13 per tonne MTOW (Maximum take-off weight) per 20 minute period Min. Fee excl. GST: \$11.82 Min. Fee incl. GST: \$13.00					
Aircraft Parking Fee (when parked for more than 72 hours (per tonne per day)	Y	\$13.75	\$12.95	\$1.30	\$14.25	3.64%	\$0.50
Aerodrome Runway Hire (conditions apply) – per day	Y	\$2,165.00	\$2,045.45	\$204.55	\$2,250.00	3.93%	\$85.00
Aero Club, based in SDRC area including gliding clubs (annual amount)	Y	\$0.00	\$1,454.55	\$145.45	\$1,600.00	∞	\$1,600.00

Connolly Dam and Washpool Reserve

Camping Site Fee

Children (under 18 years of age) – per camper per night	Y	\$7.90	\$7.45	\$0.75	\$8.20	3.80%	\$0.30
Adults (18 years of age and over) – per camper per night	Y	\$14.70	\$13.86	\$1.39	\$15.25	3.74%	\$0.55
Family (2 adults and up to 2 children under 18 years of age) – per night	Y	\$37.80	\$34.36	\$3.44	\$37.80	0.00%	\$0.00
Additional Children (under 18 years of age) – per camper per night	Y	\$7.90	\$7.18	\$0.72	\$7.90	0.00%	\$0.00
Children under 4 years of age	Y	\$0.00	\$0.00	\$0.00	\$0.00	0.00%	\$0.00

Powered Sites (in addition to Camping Site Fee)

Site Fee	Y	\$7.05	\$6.41	\$0.64	\$7.05	0.00%	\$0.00
----------	---	--------	--------	--------	--------	-------	--------

Name	Head Of Power	GST	Year 24/25 Fee (incl. GST)	Year 25/26			Increase %	Increase \$
				Fee (excl. GST)	GST	Fee (incl. GST)		

Overflow area at Washpool for self-contained caravans and recreational vehicles

Additional Children (under 18 years of age) - per camper per night	Y	\$4.50	\$4.09	\$0.41	\$4.50	0.00%	\$0.00
Adult (18 years of age and over) - per camper per night	Y	\$8.00	\$7.27	\$0.73	\$8.00	0.00%	\$0.00
Children (under 18 years of age) - per camper per night	Y	\$4.50	\$4.09	\$0.41	\$4.50	0.00%	\$0.00
Family (2 adults and up to 2 children under 18 years of age) - per night	Y	\$25.00	\$22.73	\$2.27	\$25.00	0.00%	\$0.00

Storm King Dam

Storm King Dam Hire for Water Sport Competitions (waters closed to public, spectators permitted on foreshore) – per day	Y	\$131.00	\$123.64	\$12.36	\$136.00	3.82%	\$5.00
---	---	----------	----------	---------	----------	-------	--------

Allora Race Track

For use of the Allora Racecourse for horse training purposes

1-5 horses – annual fee	Y	\$364.00	\$343.64	\$34.36	\$378.00	3.85%	\$14.00
6-10 horses – annual fee	Y	\$702.00	\$661.82	\$66.18	\$728.00	3.70%	\$26.00
11-15 horses – annual fee	Y	\$1,060.00	\$1,000.00	\$100.00	\$1,100.00	3.77%	\$40.00

Libraries

Public Meeting Rooms

Meetings or similar functions by community, charity, welfare, school and church groups	Y	\$6.50	\$6.36	\$0.64	\$7.00	7.69%	\$0.50
Meetings, conferences, seminars and similar functions by other users per day	Y	\$81.00	\$76.36	\$7.64	\$84.00	3.70%	\$3.00
Meetings, conferences, seminars and similar functions by other users – meetings of up to 5 hours duration	Y	\$54.00	\$50.91	\$5.09	\$56.00	3.70%	\$2.00

Membership

Membership subscription for non-Queensland residents (except Tenterfield Shire) – annual fee	N	\$35.00	\$37.00	\$0.00	\$37.00	5.71%	\$2.00
--	---	---------	---------	--------	---------	-------	--------

Miscellaneous

Library Bag	Y	\$3.30	\$3.09	\$0.31	\$3.40	3.03%	\$0.10
Inter-library Loan Charge (Public Library)	Y	\$3.50	\$3.18	\$0.32	\$3.50	0.00%	\$0.00

Name	Head Of Power	GST	Year 24/25 Fee (incl. GST)	Year 25/26			Increase %	Increase \$
				Fee (excl. GST)	GST	Fee (incl. GST)		

Miscellaneous [continued]

Inter-library Loan Charge (Special/University Library)		Y	As charged by lending library					
Late Fee		N	\$0.00 per item					
Facsimile Fees		Y	\$0.00	\$0.00	\$0.00	\$0.00	0.00%	\$0.00
Sale of USB		Y	\$9.00	\$8.64	\$0.86	\$9.50	5.56%	\$0.50
Headphones		Y	\$1.65	\$1.55	\$0.15	\$1.70	3.03%	\$0.05

Photocopies and Printing

A4 Page (black and white)		Y	\$0.20	\$0.18	\$0.02	\$0.20	0.00%	\$0.00
A3 Page (black and white)		Y	\$0.40	\$0.36	\$0.04	\$0.40	0.00%	\$0.00
A4 Page (colour)		Y	\$1.65	\$1.55	\$0.15	\$1.70	3.03%	\$0.05
A3 Page (colour)		Y	\$3.30	\$3.09	\$0.31	\$3.40	3.03%	\$0.10

Replacement Charges

Replace meeting room swipe key		N	\$0.00	\$50.00	\$0.00	\$50.00	∞	\$50.00
Membership Card		N	\$3.30	\$3.40	\$0.00	\$3.40	3.03%	\$0.10
Library Item		N	Cost of item					

Sundry Fees Corporate and Community Services

Photocopying, Scanning and Printing Fees

Photocopy, Scanning and Printing at Admin Office – per A4 one side – black and white		Y	\$2.50	\$2.73	\$0.27	\$3.00	20.00%	\$0.50
Photocopy, Scanning and Printing at Admin Office – per A4 double sided – black and white		Y	\$2.50	\$2.73	\$0.27	\$3.00	20.00%	\$0.50
Photocopy, Scanning and Printing at Admin Office – per A4 one side – colour		Y	\$2.50	\$2.73	\$0.27	\$3.00	20.00%	\$0.50
Photocopy, Scanning and Printing at Admin Office – per A4 double sided – colour		Y	\$2.50	\$2.73	\$0.27	\$3.00	20.00%	\$0.50
Photocopy, Scanning and Printing at Admin Office – per A3 one side – black and white		Y	\$2.50	\$2.73	\$0.27	\$3.00	20.00%	\$0.50
Photocopy, Scanning and Printing at Admin Office – per A3 double sided – black and white		Y	\$3.00	\$3.18	\$0.32	\$3.50	16.67%	\$0.50
Photocopy, Scanning and Printing at Admin Office – per A3 one side – colour		Y	\$3.00	\$3.18	\$0.32	\$3.50	16.67%	\$0.50
Photocopy, Scanning and Printing at Admin Office – per A3 double sided – colour		Y	\$3.50	\$3.64	\$0.36	\$4.00	14.29%	\$0.50
Hard copy of Council's Annual Budget		N	\$23.00	\$24.00	\$0.00	\$24.00	4.35%	\$1.00
Hard copy of Council's Annual Report		N	\$23.00	\$24.00	\$0.00	\$24.00	4.35%	\$1.00

Name	Head Of Power	GST	Year 24/25 Fee (incl. GST)	Year 25/26			Increase %	Increase \$
				Fee (excl. GST)	GST	Fee (incl. GST)		

Photocopying, Scanning and Printing Fees [continued]

Copy of reports on CD	N	\$16.00	\$17.00	\$0.00	\$17.00	6.25%	\$1.00
Postage and packaging of CD (as per Australia Post)	Y	\$16.00	\$15.45	\$1.55	\$17.00	6.25%	\$1.00

Provision of ad-hoc documents in electronic format

Provision of ad-hoc documents in electronic format	N	\$8.00	\$8.50	\$0.00	\$8.50	6.25%	\$0.50
--	---	--------	--------	--------	--------	-------	--------

Search Fees

Property Search Fees	Local Government Act 2009 s97 2(c)	N	\$260.00	\$270.00	\$0.00	\$270.00	3.85%	\$10.00
Urgent property search fees (within 2 working days)	Local Government Act 2009 s97 2(c)	N	\$325.00	\$338.00	\$0.00	\$338.00	4.00%	\$13.00
Land Record Search (ownership, valuation, rates and charges)	Local Government Act 2009 s97 2(c)	N	\$35.00	\$37.00	\$0.00	\$37.00	5.71%	\$2.00
Property & Rating transaction list (pdf copies free to current owner or last owner if requested within 12 months of the sale/transfer) Per property	Local Government Act 2009 s97 2(c)	N	\$30.00	\$32.00	\$0.00	\$32.00	6.67%	\$2.00

Archived transactions not held in Property & Rating System are subject to Archives/Records Search & Retrieval Fee

Water Meter Readings	Local Government Act 2009 s97 2(c)	N	\$115.00	\$115.00	\$0.00	\$115.00	0.00%	\$0.00
Administration Fee for Dishonoured Payment		N	\$38.00	\$38.00	\$0.00	\$38.00	0.00%	\$0.00
Real Estate Agent Search Fee	Local Government Act 2009 s97 2(c)	N	\$1,515.00	\$1,515.00	\$0.00	\$1,515.00	0.00%	\$0.00
Rate & Certificate Refund Processing Fee – for all rate & certificate refund transactions (one free rate refund per year)		N	\$28.00	\$28.00	\$0.00	\$28.00	0.00%	\$0.00
Archive/Records Search and Retrieval Fee		N	\$60.00/hour or part thereof for greater than 1 hour					
							Min. Fee excl. GST: \$60.00	
							Min. Fee incl. GST: \$60.00	

Right to Information – In accordance with fees set by State Government

Application Fee	Local Government Act 2009 s97 2(c)	N	As set by State Government					
Inspection and processing fee	Local Government Act 2009 s97 2(c)	N	As set by State Government					
Photocopying	Local Government Act 2009 s97 2(c)	N	As set by State Government					

Miscellaneous Fees

Bond for large events such as circuses or similar amusements/ events	N	\$1,500.00	\$1,600.00	\$0.00	\$1,600.00	6.67%	\$100.00
Refundable upon passing inspection by Council staff							

Name	Head Of Power	GST	Year 24/25 Fee (incl. GST)	Year 25/26			Increase %	Increase \$
				Fee (excl. GST)	GST	Fee (incl. GST)		

Miscellaneous Fees [continued]

Copy of Rate Notice (pdf copies free to current owner for notices within the current financial year)	Local Government Act 2009 s97 2(c)	N	\$12.00	\$12.50	\$0.00	\$12.50	4.17%	\$0.50
--	--------------------------------------	---	---------	---------	--------	---------	-------	--------

Rural Numbering

Rural addressing number – new installation		N	\$119.00	\$124.00	\$0.00	\$124.00	4.20%	\$5.00
Rural addressing number – supply of replacement module only		N	\$69.00	\$72.00	\$0.00	\$72.00	4.35%	\$3.00

Digital Mapping & GIS

Requests for Digital Mapping/aerial photography and GIS Data or similar	Local Government Act 2009 s97 2(c)	N	Labour Costs (including on costs) x 1.25					
---	--------------------------------------	---	--	--	--	--	--	--

Southern Downs Regional Council

Operational Plan

2025/2026



Southern Downs
REGIONAL COUNCIL

Acknowledgement of Country

Southern Downs Regional Council acknowledges the original custodians of the land on which we live and gives respect to Elders past, present and emerging, and through them to all Aboriginal and Torres Strait Islander peoples with whom we foster effective, respectful and culturally sensitive engagement.

Executive Summary

Under the *Local Government Act 2009*, Southern Downs Regional Council is mandated to create an Annual Operational Plan.

The Annual Operational Plan 2025-2026 has been developed in alignment with the four pillars of the Corporate Plan 2021-2026, as required by *section 175 of the Qld Local Government Regulation 2012*. It outlines how Council will implement the priorities stated in the five-year Corporate Plan and enables the Council to fulfill its Corporate Plan objectives.

Each of the four pillars have defined key performance outcomes, to facilitate the measurement of Council's performance.

The Annual Operational Plan also serves as the basis for the Council's 2025-2026 annual budget, which allocates resources to the identified programs and initiatives.

Quarterly performance reports and the Annual Report are presented to the Council and the community. These reports track the progress of key objectives and the achievement of performance targets as outlined in the relevant financial year's Operational Plan.

The Vision

To ensure that Southern Downs will be a prosperous, diverse and growing community, because it is a sought-after location for people to live, work, play, stay, visit and invest.

The organisation's values will also remain a constant for our people and across our workplace, underpinning everything we do for our community.

Our goals and commitments for the period ahead align with the intentions of both our vision and values.

Goals - The Four Pillars

1. Our People	<p>We recognise that people are the backbone of our communities.</p> <p>We will support community wellbeing and capacity for self-help and mutual collaboration through the provision of a range of community services and initiatives that promote quality of life and opportunity for all to grow, learn, care and connect.</p>
2. Our Places	<p>We will ensure that the built and natural environments are based on a foundation of assets that are strategically planned, effectively maintained and managed to support the lifestyle of the community and that our parks, waterways and environmental reserves are protected, celebrated and well managed.</p>
3. Our Prosperity	<p>Council will continue our investment towards a resilient economy by supporting existing and emerging opportunities for economic prosperity.</p> <p>We will advocate for and support initiatives to create local economic conditions conducive to the attraction and development of an educated, skilled, and well remunerated local workforce, a productive and sustainable rural sector and profitable commercial and industrial enterprises.</p>
4. Our Performance	<p>Building a workplace that our people are proud to work for is our key to delivering outstanding services for our communities.</p> <p>Over the next five years Council will deliver good stewardship built on a foundation of trust.</p> <p>We will demonstrate integrity and good governance, an orientation toward quality results through innovation, pursuit of excellence in service provision and continual engagement and communication with our communities and stakeholders.</p>

Our People

OUR PEOPLE live and work in diverse urban and rural communities where varied cultures are recognised and celebrated for their differences.

REF	ACTION/OUTCOME	DEPARTMENT	START	FINISH	MULTI YEAR?	CORPORATE PLAN LINK
1	Develop and implement an effective and genuine renewable energy community engagement process	Strategy, Growth and Stakeholder Engagement	Jul-25	Mar-26	No	1.1.2
2	Deliver quality library services through Council's three (3) fixed locations	Community and Customer Services	Jul-25	Jun-26	No	1.2.1
3	Continue to deliver community and civic events, such as Citizen of the Year, Anzac Day and Carols	Community and Customer Services	Jul-25	Jun-26	No	1.2.1
4	Conduct a stock take of public toilet facilities to review existing service standards improving these where required.	Parks and Operations	Jul-25	Jun-26	No	1.2.1
5	Review non-traditional burials being adopted elsewhere with a view to expanding Council interment services	Parks and Operations	Jul-25	Jun-27	Yes	1.2.1
6	Deliver community events e.g. NAIDOC Week, Youth Week, Disability Action Week, Seniors Week	Community and Customer Services	Jul-25	Jun-26	No	1.2.2
7	Hold quarterly Interagency Meetings with key stakeholders	Community and Customer Services	Jul-25	Jun-26	No	1.2.3
8	Through the Stanthorpe and Warwick Art Galleries, deliver exhibitions and educational programs	Community and Customer Services	Jul-25	Jun-26	No	1.3.1
9	Work with state agencies, sporting and recreational groups to identify programs, grant opportunities and events	Community and Customer Services	Jul-25	Jun-26	No	1.3.3
10	Develop and implement a Facility Management Transition Plan	Assets Management, Spatial and Saleyards; Parks and Operations	Jul-25	Jun-26	No	1.3.3
11	Plan and provide a calendar of educational programs which extend to Visitor Centre volunteers	Strategy, Growth and Stakeholder Engagement	Jul-25	Jun-26	No	1.3.3

Our Places

OUR PLACES serve the needs of our people, providing attractive environments for living, working, playing and staying.

OUR PLACES are accessible, protected, fit for purpose, safe and sustainable.

REF	ACTION/OUTCOME	DEPARTMENT	START	FINISH	MULTI YEAR?	CORPORATE PLAN LINK
1	Hold regular LDMG meetings bringing together agencies to ensure alignment of delivery during natural disasters	Community Resilience	Jul-25	Jun-26	No	2.1.1
2	Support events e.g., Apple and Grape Festival, Warwick Rodeo, Jumpers and Jazz, Snowflakes in Stanthorpe, Celtic Fest	Strategy, Growth and Stakeholder Engagement	Jul-25	Jun-26	No	2.1.2
3	Investigate options to manage all Saleyards effluent.	Asset Management, Spatial and Saleyards	Jul-25	Jun-27	Yes	2.1.3
4	Develop and deliver 2025/26 Action Plan to implement Environmental Sustainability Strategy 21-31 outcomes.	Environmental Services	Jul-25	Jun-26	No	2.1.3
5	Implement annual awareness program for environmental health, environmental sustainability, regulatory services, local laws and waste management	Environmental Services	Jul-25	Jun-26	No	2.1.3, 2.2.3 2.3.3
6	Work with Stakeholders of Warwick Saleyards to develop further revenue streams e.g. special sales	Asset Management, Spatial and Saleyards	Jul-25	Jun-25	Yes	2.2.1
7	Undertake delivery of Stages 3 and 4 of the Warwick Saleyards Redevelopment Project under W4Q funding	Asset Management, Spatial and Saleyards	Jul-25	Jun-27	Yes	2.2.1
8	Continue to seek funding opportunities to construct a roof over the Warwick Saleyards	Asset Management, Spatial and Saleyards	Jul-25	Jun-26	No	2.2.1
9	Investigate feasibility / logistics of Council operating gravel pit quarries to provide material for local roads	Works	Jul-25	Jun-26	Yes	2.2.1

REF	ACTION/OUTCOME	DEPARTMENT	START	FINISH	MULTI YEAR?	CORPORATE PLAN LINK
10	Integrate Local Government Infrastructure Plan (LGIP) into new Planning Scheme, ensuring seamless transition between current and new LGIP.	Planning and Development	Jul-25	Jun-26	Yes	2.2.1
11	Progress the outcomes of the Strategic Asset Management Plan (SAMP)	Asset Management, Spatial and Saleyards	Jul-25	Jun-27	Yes	2.2.1, 2.2.2, 2.3.2
12	Work with Dept Local Government, TRC and SEQ Water to facilitate Toowoomba to Warwick pipeline project.	Water and Wastewater	Jul-25	Jun-27	Yes	2.2.2
13	Complete actions in the Drought Resilience Package	Water and Wastewater	Jul-25	Jun-26	No	2.2.2
14	Seek funding for renewal of critical water and wastewater assets	Water and Wastewater	Jul-25	Jun-26	No	2.2.2
15	Develop an overarching water supply strategy	Water and Wastewater	Jul-25	Jun-27	No	2.2.2
16	Develop and implement a new Waste Reduction and Recycling Plan for the region	Environmental Services	Jul-25	Dec-25	No	2.2.3
17	Develop and adopt a climate change policy in alignment with Council's Environmental Sustainability Strategy 2021-2031.	Environmental Services	Jul-25	Jun-26	No	2.3.1
18	Implement the 25/26 actions within Invasive Pests Strategic Plan for the region	Environmental Services	Jul-25	Jun-26	No	2.3.3

Our Prosperity

OUR PROSPERITY is supported by a constructive inter-relationship of public infrastructure and private investment, to facilitate sustainability and growth of the local economy

REF	ACTION/OUTCOME	DEPARTMENT	START	FINISH	MULTI YEAR?	CORPORATE PLAN LINK
1	Collaborate with external stakeholders to develop innovative solutions to ease the need for affordable housing for workers.	Strategy, Growth and Stakeholder Engagement	Jul-25	Jun-26	No	3.1.2, 3.1.3
2	Continue to research and investigate developer incentive policies and associated actions.	Planning and Development	Jul-25	Jun-26	Yes	3.1.3
3	Deliver a project regarding development compliance high priority matters, e.g., outstanding infrastructure charges and review rental accommodation regulatory framework.	Environmental Services	Jul-25	Jun-26	Yes	3.1.3
4	Support local business through investment in industry led activities. E.g. local buy campaign, mentoring workshops	Strategy, Growth and Stakeholder Engagement	Jul-25	Jun-26	No	3.2.1
5	Develop plans and frameworks outlined in the Workforce Strategy 2024 – 2028	People, Performance and Safety	Jul-25	Jun-26	Yes	3.2.1; 4.3.2
6	Advocate for regional water security and for retention of good agricultural land to ensure the viability of the sector.	Strategy, Growth and Stakeholder Engagement	Jul-25	Jun-26	No	3.2.3
7	Collaborate with partner agencies and stakeholders to progress the development of a small animal abattoir	Strategy, Growth and Stakeholder Engagement	Jul-25	Jun-26	No	3.3.1
8	Undertake business process review of department wide development assessment and enquiry processes to reduce duplication and improve overall customer experience.	Planning and Development	Jul-25	Dec-26	Yes	3.3.1

REF	ACTION/OUTCOME	DEPARTMENT	START	FINISH	MULTI YEAR?	CORPORATE PLAN LINK
9	Collaborate with industry stakeholders to promote Council's development assessment services, by establishing a contact list of relevant parties to assist with ongoing engagement.	Planning and Development	Jul-25	Dec-26	Yes	3.3.1
10	Collaborate with Granite Belt Growers Association, undertake a pilot "Composting Project" to investigate benefits to farmers of humus soil.	Strategy, Growth and Stakeholder Engagement	Jul-25	Jun-26	No	3.3.1
11	Collaborate with industry / community groups to support specific projects through sourcing of available Grant funding.	Strategy, Growth and Stakeholder Engagement	Jul-25	Jun-26	No	3.3.1
12	Implement the Southern Downs Regional Council Economic Development Strategy 2022 – 2026 Action Plan	Strategy, Growth and Stakeholder Engagement	Jul-25	Jun-26	No	3.3.2
13	Investigate new opportunities/experiences to attract more visitors to region in the Nature Based and Agritourism sectors	Strategy, Growth and Stakeholder Engagement	Jul-25	Jun-26	No	3.3.3
14	Work with neighbouring Councils, farmers, stakeholders to undertake a Pilot Plastic Farming Waste Recovery and Pre-processing project reducing cost/burden on landfill	Strategy, Growth and Stakeholder Engagement	Jul-25	Jun-26	No	3.3.3
15	Support and work with regional partners to deliver the annual calendar of destination marketing activities.	Strategy, Growth and Stakeholder Engagement	Jul-25	Jun-26	No	3.3.3
16	Develop a Tourism Strategy	Strategy, Growth and Stakeholder Engagement	Jul-25	Jun-26	No	3.3.1

Our Performance

OUR PERFORMANCE is driven by our values and approach to innovation and improvement. It will be reflected through ethical decision making and good governance

REF	ACTION/OUTCOME	DEPARTMENT	START	FINISH	MULTI YEAR?	CORPORATE PLAN LINK
1	Enable electronic lodgement of operational works, plumbing and drainage and building applications through eSubmit,	Planning and Development	Jul-25	Jun-26	Yes	4.1.1
2	Undertake a review of Council's insured assets assessing if insurance coverage is sufficient	Governance	Jul-25	Jun-26	No	4.1.1
3	Review Council's Customer Service Charter ensuring it adequately addresses customer needs	Community and Customer Services	Jul-25	Jun-26	No	4.1.1
4	Review Local Laws and supporting processes to align with current regulatory standards and improve functionality	Environmental Services	Jul-25	Jun-26	Yes	4.1.1
5	Continue digitisation of water treatment plants and pump station maintenance work	Water and Wastewater	Jul-25	Jun-27	Yes	4.1.2
6	Deliver Technology One related CIA projects as per the ICT Road map	Information, Communication and Technology	Jul-25	Jun-26	Yes	4.1.2
7	Conduct activities enhancing Cyber Security Resilience incl. vulnerability scanning, cyber security awareness training and enhanced access and security	Information, Communication and Technology	Jul-25	Jun-26	No	4.1.2
8	Develop a 10 year works program for all infrastructure assets	Works	Jul-25	Jun-26	Yes	4.1.3
9	Review and improve the grant application process	Community and Customer Services	Jul-25	Jun-26	No	4.1.3
10	Carry out Safety and HAZOP studies for all pump stations	Water and Wastewater	Jul-25	Jun-26	No	4.2.1
11	Undertake ongoing traffic management independent audits as part of ensuring safety at worksites	Works	Jul-25	Jun-26	Yes	4.2.1
12	Fully implement the Safety Management System	People, Performance and Safety	Jul-25	Dec-25	No	4.2.1 4.2.2
13	Implement business process improvements as per	Community and Customer Services	Jul-25	Jun-26	No	4.4.1

REF	ACTION/OUTCOME	DEPARTMENT	START	FINISH	MULTI YEAR?	CORPORATE PLAN LINK
	outcome of Customer request internal audit					
14	Implement governance training across the organisation	Governance	Jul-25	Jun-26	No	4.4.1
15	Undertake a review of Council's Key system, implementing updated system or alternatives to the current system	Governance	Jul-25	Jun-30	Yes	4.4.1
16	Implement IPOLA changes into work practices for RTI and IP requests	Governance	Jul-25	Jun-26	No	4.4.1
17	Review strategic risks and risk appetite statement with current elected members, embedding in all reporting	Governance	Jul-25	Jun-26	No	4.4.1
18	Commence the implementation of the on-site sewage facilities register, issuing compliance notices if applicable	Planning and Development	Jul-25	Jun-27	Yes	4.4.1
19	Implement best practice project management and governance of the delivery of major capital projects with Capital PCG	Infrastructure, Assets and Projects	Jul-25	Jun-26	Yes	4.4.1
20	Provide procurement-related training to staff and hold supplier information sessions.	Financial Services	Jul-25	Jun-26	No	4.4.1
21	Complete definitive 10-year plans (Master Plans) to deliver our services and outcomes	Asset Management, Spatial and Saleyards	Jun-25	Jun-27	Yes	4.4.2
22	Develop the SDRC Services Catalogues, focusing on service levels and targets.	Financial Services	Jul-25	Jun-26	No	4.4.2
23	Review current arrangements for sourcing, distribution and utilisation of fuel supply for Council plant	Parks and Operations	Jul-25	Jun-27	Yes	4.4.3
24	High Risk Asset State Assessment – using tools to record state of assets with high risk of damage due to natural disaster/similar events	Asset Management, Spatial and Saleyards	Jun-25	Jun-27	Yes	4.4.3
25	Undertake risk assessment to prioritise work on legacy landfill sites ensuring compliance with Environmental Authority and legislation	Environmental Services	Jul-25	Jun-26	Yes	4.4.3

REF	ACTION/OUTCOME	DEPARTMENT	START	FINISH	MULTI YEAR?	CORPORATE PLAN LINK
26	Provide ongoing support for the Regional Water Assessment Program and advocate for positive outcomes for SDRC	Water and Wastewater	Jul-25	Jun-26	No	4.5.3
27	Design and delivery of the leadership program for SDRC	People, Performance and Safety	Jul-25	Jun-26	No	4.6.3 4.3.2



Southern Downs

A great place to live, work, play and stay.

CONTACT US



Warwick Office

64 Fitzroy Street Warwick QLD 4370

Stanthorpe Office

61 Marsh Street Stanthorpe QLD 4380



sdrc.qld.gov.au



mail@sdrc.qld.gov.au




1300 MY SDRC

Southern Downs online

Revenue Policy

PL-CS013

REVENUE POLICY

POLICY NUMBER	PL-CS013
DIRECTORATE:	Customer and Organisational Services
SECTION:	Financial Services
RESPONSIBLE MANAGER:	Chief Financial Officer
DATE ADOPTED:	25 May 2009
DATE TO BE REVIEWED:	30 June 2026
DATE REVIEWED:	25 June 2025
APPROVED BY:	

REVISION RECORD

Date	Version	Revision description
25/05/2016	2	Reviewed
28/06/2017	3	Reviewed
4/06/2018	4	Reviewed
22/02/2019	5	Reviewed
3/06/2019	6	Reviewed
22/07/2020	7	Reviewed – updated with changes to rating processes
27/06/2022	8	Reviewed
12/07/2023	9	Reviewed – updated with changes to policy template
30/06/2024	10	Reviewed
25/06/2025	11	Reviewed

CONTENTS

- 1 Purpose4
- 2 Scope.....4
- 3 Legislative Context4
- 4 Policy Details4
 - 4.1 Principles for levying rates and charges5
 - 4.2 Principles for Recovering Overdue Rates and Charges5
 - 4.3 Principles for Granting Concessions for Rates and Charges6
 - 4.4 Principles for Cost-Recovery6
 - 4.5 Physical and social infrastructure costs for new developments7
- 5 Definitions.....7
- 6 Related Documents.....7
- 7 Appendix7



1 PURPOSE

In accordance with the *Local Government Act 2009* (Section 104(5)(c)(iii)) and *Local Government Regulation 2012* (Section 193), this policy aims to set out:

- a) the principles which Council will apply during the 2025/2026 financial year for:
 - i. levying rates and charges
 - ii. granting concessions for rates and charges
 - iii. the recovery of unpaid rates and charges
 - iv. cost-recovery fees and methods
- b) the purpose of the concessions; and
- c) the extent to which physical and social infrastructure costs for a new development are to be funded by charges for the development.

2 SCOPE

The Revenue Policy applies to revenue raised by rates, utility charges and fees and charges during the 2025/2026 financial year.

This policy applies to the making, levying, recovery and concessions for rates and utility charges and the setting of regulatory and commercial fees and charges for Council.

3 LEGISLATIVE CONTEXT

Local Government Act 2009

Local Government Regulation 2012

Planning Act 2016

Land Valuation Act 2010

4 POLICY DETAILS

The principles contained within this policy are applied in the determination of the rates, fees and charges as detailed in the Revenue Statement. Council makes decisions about levying rates and charges consistently with the following Local Government Principles:

- (a) Transparent and effective processes and decision making in the public interest;
- (b) Sustainable development and management of assets and infrastructure, and delivery of effective services;
- (c) Democratic representation, social inclusion and meaningful community engagement;
- (d) Good governance of, and by, local government; and
- (e) Ethical and legal behaviour of Councillors, local government employees and councillor advisors.

Council also makes decisions about levying rates and charges in accordance with the principles contained within the Queensland Government's *Guideline on equity and fairness in rating for Queensland local governments*:

- (a) Equity and fairness



- (b) Equity for like properties
- (c) User pays
- (d) Meaningful contribution
- (e) Predictability; and
- (f) Fairness.

Council will apply these principles when:

- (a) Making rates and charges
- (b) Levying rates and charges
- (c) Recovering rates and charges
- (d) Granting and administering rates and charges concessions
- (e) Charging for local government services and facilities
- (f) Charging for business activities (subject to the National Competition Policy); and
- (g) Funding Council infrastructure.

4.1 PRINCIPLES FOR LEVYING RATES AND CHARGES

When levying rates and charges the Council will seek to achieve financial sustainability while minimising the impact of Council rates and charges upon the community and distributing the burden of payments equitably across the community having regard to the consumers of each service, the benefit to the community, and to all factors that contribute to the Council's costs.

Council accepts that land valuations are generally an appropriate basis to achieve the equitable imposition of general rates, with differential rating categories determined by land use, ownership, availability of services, consumption of and demand for services, and whether any attribute of the land (including the status of the land under the Planning Scheme) gives rise to, or is likely to give rise to, increased costs for the Council, whether at that land or elsewhere.

When levying the rates and charges, Council will:

- (a) have regard to its long-term financial forecast when setting rates and charges;
- (b) seek to minimise the revenue required to be raised from rates and charges by:
 - (i) maximising income from available grants and subsidies;
 - (ii) imposing cost-recovery fees in respect of services and activities for which it believes cost recovery is appropriate;
- (c) have regard to the prevailing local economic conditions, and when possible, limit increases in an attempt to avoid significant price escalation in any one year; and
- (d) offer an early payment discount to provide an incentive for the timely payment of rates and charges.

Council will levy special rates and charges to minimise the extent to which the general community subsidises the unique costs arising from the provision of local government benefits or services to particular land.

4.2 PRINCIPLES FOR RECOVERING OVERDUE RATES AND CHARGES

Council will exercise its rate recovery powers in order to reduce the overall rate burden upon ratepayers while:

- (a) making clear the obligations of ratepayers and the process used by Council in assisting them

- to meet their financial obligations
- (b) making the processes used to recover outstanding rates and utility charges clear, simple to administer and cost effective
 - (c) considering the capacity to pay in determining appropriate payment plans for different sectors of the community
 - (d) endeavouring to treat ratepayers with similar circumstances in a consistent way
 - (e) flexibility to ratepayers experiencing financial hardship through concessional arrangements; and
 - (f) flexibility responding when necessary to city wide events such as natural disasters or changes in the local economy.

4.3 PRINCIPLES FOR GRANTING CONCESSIONS FOR RATES AND CHARGES

Council will support desirable community objectives by providing concessions for certain categories of landowners and in respect of properties used for certain purposes when those concessions:

- (a) reduce the financial burden of rates and charges payable by pensioners or other identified persons, at Councils discretion;
- (b) support the community activities of not-for-profit organisations;
- (c) encourage the economic development of all or part of the local government area;
- (d) support entities that provide assistance or encouragement for arts or cultural development; or
- (e) encourage the preservation, restoration or maintenance of land that is of cultural, environmental, historic, heritage or scientific significance to the local government area.

In considering the application of concessions, Council will be guided by the principles of:

- (a) Equity, by having regard to the different levels of capacity to pay within the local community;
- (b) The same treatment for ratepayers with similar circumstances;
- (c) Transparency, by making clear the requirements necessary to receive concessions; and
- (d) Flexibility to allow Council to respond to local economic issues.

4.4 PRINCIPLES FOR COST-RECOVERY

Council considers that in almost all instances it is appropriate and in the community interest to apply full cost recovery to its water, sewerage and waste which includes obtaining a return on capital for assets used in the delivery of these services. In accordance with Section 97 of the *Local Government Act 2009*, cost-recovery fees will also be set for other services and activities for which Council believes it is appropriate.

A return on capital will only be charged where permissible under the *Local Government Act 2009* or *Local Government Regulation 2012*. By imposing charges that accurately reflect the full cost of the provision of services, the Council will promote efficiency in both provision and use of the services.

Council may choose to subsidise the charges from other sources (e.g. general rate revenue) when the Council believes that is in the community interest.

4.5 PHYSICAL AND SOCIAL INFRASTRUCTURE COSTS FOR NEW DEVELOPMENTS

Council requires developers to pay reasonable and relevant contributions towards the cost of physical and social infrastructure required to support the development. Mechanisms for the planning and funding of infrastructure for urban growth are contained within the *Planning Act 2016*, with specific charges are detailed in Council's Charges Resolution.

Pursuant to the provisions of this Act, the Southern Downs Planning Scheme and the Charges Resolution, developers are required to pay the costs associated with the following:

- Any increase demand on the available capacity of the existing trunk infrastructure due to any new development; and/or
- Any additional trunk infrastructure required due to any new development; and
- Where appropriate, a contribution towards social infrastructure changes required to cater for the increase or changes in population caused by new development.

Where an applicant proposes a subdivision with a higher standard of landscaping, recreation equipment, building or maintenance than would ordinarily be required by Council in accordance with its policies, practices and standards, the Council may use a Special Rate or Charge to recover the additional costs of maintenance from the ratepayers that directly benefit from the increased amenity of the subdivision. Where appropriate, Council may determine a contribution from general revenue to recognise broader community use of the assets.

To minimise the impact of physical and social infrastructure charges on the efficiency of the local economy, Council will be guided by the principle of user pays in the making of physical and social infrastructure charges for new development, to the extent permissible by law. Council may depart from applying this principle if it is determined by Council that it is in the community interest to do so.

5 DEFINITIONS

TERM	MEANING
Nil	

6 RELATED DOCUMENTS

- PL-FS013 – Revenue Statement
- PL-FS057 – Debt Recovery Policy
- PL-FS076 – Rate Concessions Policy
- PL-CS073 – Discount Policy
- PL-CS014 – Supplementary Rate Policy
- 2025/2026 Adopted Budget
- 2025/2026 Fees and Charges Register
- 2025/2026 Long Term Financial Plan

7 APPENDIX

Nil



Revenue Statement

FY 2025 / 2026

REVENUE STATEMENT

POLICY NUMBER	FY 2025 / 2026
DIRECTORATE:	Customer and Organisational Services
DEPARTMENT:	Financial Services
RESPONSIBLE MANAGER:	Chief Financial Officer
DATE ADOPTED:	25 June 2025
DATE TO BE REVIEWED:	30 June 2026
DATE REVIEWED:	25 June 2025
APPROVED BY:	

REVISION RECORD

Date	Version	Revision description
1 June 2018	2	Updated with new format
3 June 2019	3	Updated for 2019/2020 financial information
22 July 2020	4	Updated for 2020/2021 financial information and changes to rating processes
23 June 2021	5	Updated for 2021/2022 financial information
27 June 2022	6	Updated for 2022/2023 financial information
12 July 2023	7	Updated for 2023/2024 financial information
30 June 2024	8	Updated for 2024/2025 financial information
25 June 2025	9	Updated for 2025/2026 financial information

CONTENTS

1	Background	5
2	Purpose	5
3	Scope.....	5
4	Legislative Context	5
5	Outline and explanation of measures adopted for raising revenue	6
5.1	Overview.....	6
5.2	Differential General Rate	6
5.2.1	Land Exempt from Rating	7
5.2.2	Differential Rating Categories	7
5.2.3	Differential General Rate and Minimum General Rate	18
5.2.4	Limitation on Increases in Rates and Charges	21
5.2.5	Objection against Categorisation	23
5.2.6	Minimum Differential General Rate.....	23
5.3	Separate Charges	24
5.4	Special Rates and Charges	24
5.4.1	Rural Fire Equipment Levy	24
5.5	Utility Charges.....	25
5.5.1	Water Charges	25
5.5.2	Sewerage Charges.....	33
5.5.3	Waste AND Recycling Collection Charges	36
5.5.4	Waste Management Utility Charge.....	39
5.5.5	Trade Waste Charges	39
5.6	Payment Terms	43
5.7	Discount	43
5.8	Interest.....	43
5.9	Levy and Payment.....	43
5.10	Cost - Recovery Fees	44

5.11 Business Activity Fees	44
6 Concessions.....	45
6.1 Entity whose objects do not include making a profit	45
6.2 Hardship.....	45
6.3 Other concessions for rates or charges	46
7 Other Matters Concerning Rates and Charges.....	46
7.1 Collection of Outstanding Rates and Charges.....	46
7.2 Payments in Advance.....	46
7.3 Payment Agreements	46
8 Definitions.....	46
9 Related Documents.....	47
10 Appendix	47
10.1 Appendix A.....	47
10.2 Appendix B.....	49



1 BACKGROUND

Council is required to raise sufficient revenue to maintain assets and provide services, facilities and activities to the Southern Downs Region. In deciding how revenue is raised Council has regard to the following principles:

- Equity: defined as ensuring the fair and consistent application of lawful rating and charging principles, without bias, taking account of all relevant considerations.
- Effectiveness/Efficiency: defined as meeting the financial, social, economic and environmental or other corporate objectives of the Council as stated in its long-term plans or policies.
- Simplicity: to ensure widespread community or stakeholder understanding, and minimise perceived inequities and hidden costs, of a complex system.
- Sustainability: revenue decisions support the financial strategies for the delivery of infrastructure and services identified in Council's long-term planning.

2 PURPOSE

Section 169(2) of the *A Local Government Regulation 2012* requires a local government to prepare and adopt a Revenue Statement each financial year as a part of its budget.

3 SCOPE

This Revenue Statement applies to the financial year ending 30 June 2026.

4 LEGISLATIVE CONTEXT

Section 172 of the *Local Government Regulation 2012* provides:

- 1) The revenue statement for a local government must state –
 - a) if the local government levies differential general rates –
 - i) the rating categories for rateable land in the local government area; and
 - ii) a description of each rating category; and
 - b) if the local government levies special rates or charges for a joint government activity - a summary of the terms of the joint government activity; and
 - c) if the local government fixes a cost-recovery fee - the criteria used to decide the amount of the cost-recovery fee; and
 - d) if the local government conducts a business activity on a commercial basis - the criteria used to decide the amount of the charges for the activity's goods and services.
- 2) Also, the revenue statement for a financial year must include the following information for the financial year –
 - a) an outline and explanation of the measures that the local government has adopted for raising revenue, including an outline and explanation of –
 - i) the rates and charges to be levied in the financial year; and

- ii) the concessions for rates and charges to be granted in the financial year;
- b) whether the local government has made a resolution limiting an increase of rates and charges.

5 OUTLINE AND EXPLANATION OF MEASURES ADOPTED FOR RAISING REVENUE

5.1 OVERVIEW

Council has developed this Revenue Statement in accordance with its Revenue Policy for the 2025/2026 financial year, which aims to raise revenue sufficient to cover the cost of its operations and ensure that it is able to continue to provide services, facilities and activities to the community at a level consistent with the growth and development of the region.

In general, Council will be guided by the “user-pays” principle in setting rates and charges. In doing so, the intention is to minimise the impact of rates and charges on the local economy, so that the cost of services, facilities and activities supplied or undertaken by Council, are paid by the users of those Council services, facilities and activities, wherever possible.

It is acknowledged however that some services, facilities and activities are supplied or undertaken by Council for the benefit of the community in general (rather than a particular person). For this reason, there is a need for some services, facilities and activities supplied or undertaken by Council to be funded by general revenue sources.

The measures adopted by Council for raising revenue are therefore based on a combination of differential general rates, a special charge and utility charges (for waste management, sewerage and water utilities) to provide the most equitable and rational basis for raising sufficient revenue.

In summary, rates and charges are determined by Council after due consideration of the foregoing and the following -

- a) Council’s legislative obligations;
- b) the needs and expectations of the general community;
- c) the expected cost of providing services; and
- d) equity - namely, ensuring the fair and consistent application of lawful rating and charging principles, without bias, taking account of all relevant considerations, and disregarding irrelevancies such as the perceived personal wealth of individual ratepayers or ratepayer classes.

5.2 DIFFERENTIAL GENERAL RATE

Section 94 of the *Local Government Act 2009* requires Council to levy general rates on all rateable land within Council’s local government area.

Pursuant to section 74 of the *Local Government Regulation 2012*, Council must calculate the rates for land by using the rateable value of the land.

General rates are for services, facilities and activities that are supplied or undertaken for the benefit of the community in general (rather than a particular person).

Pursuant to Chapter 4, Part 5, of the *Local Government Regulation 2012*, Council will decide by resolution to levy differential general rates in the 2025/2026 financial year.

Differential general rates are rates levied by a local government that differ for different categories of rateable land in the local government area.

5.2.1 LAND EXEMPT FROM RATING

By section 93(3) of the *Local Government Act 2009*, certain land is exempt from general rates. Section 73 of the *Local Government Regulation 2012* further details land that is exempted from rating in accordance with section 93(3) (j)(ii) of the *Local Government Act 2009*.

Pursuant to section 93(3)(h) of the *Local Government Act 2009*, land that is exempted from rates includes: land that is-

- (i) primarily used for showgrounds or horseracing; and
- (ii) exempted from rating by resolution of a local government.

Pursuant to section 93(3)(i) of the *Local Government Act 2009*, land that is exempted from rates includes: land that is exempted from rating, by resolution, of a local government, for charitable purposes.

Council has developed and adopted a Rate Exemption by Resolution Policy (PL-CS062) to provide guidelines for the consistent determination of resolutions exempting land from rating pursuant to sections 93(3)(h) and 93(3)(i) of the *Local Government Act 2009*.

5.2.2 DIFFERENTIAL RATING CATEGORIES

Pursuant to section 81 of the *Local Government Regulation 2012*, the categories into which rateable land is categorised by Council, the description of those categories and, pursuant to sections 81(4) and 81(5) of the *Local Government Regulation 2012*, the method by which land is to be identified and included by Council in its appropriate category is as follows:



	COLUMN 1 - CATEGORY	COLUMN 2 – DESCRIPTION	COLUMN 3 - IDENTIFICATION
Residential Group			
1	Residential 1	Land used or capable of being used for residential purposes With a value of less than or equal to \$239,000	For all Residential categories: – Land having the land use codes of 01A, 02, 06A, 07B, 08A, 09A, 56A or 72A
2	Residential 2	Land used or capable of being used for residential purposes With a value of greater than \$239,000	
3	Multi-Residential – Dwellings/Flats/Units 1	Land used or capable of being used for Non-Strata Multi-Residential – Dwellings/Flats/Units With a total number of Dwellings/Flats/Units equal to 2	For all Multi-Residential categories: - Land having the land use code of 03
4	Multi-Residential – Dwellings/Flats/Units 2	Land used or capable of being used for Non-Strata Multi-Residential – Dwellings/Flats/Units With a total number of Dwellings/Flats/Units greater than 2 and less than or equal to 4	
5	Multi-Residential – Dwellings/Flats/Units 3	Land used or capable of being used for Non-Strata Multi-Residential – Dwellings/Flats/Units With a total number of Dwellings/Flats/Units greater than 4 and less than or equal to 9	
6	Multi-Residential – Dwellings/Flats/Units 4	Land used or capable of being used for Non-Strata Multi-Residential – Dwellings/Flats/Units With a total number of Dwellings/Flats/Units greater than 9 and less than or equal to 14	

	COLUMN 1 - CATEGORY	COLUMN 2 – DESCRIPTION	COLUMN 3 - IDENTIFICATION
7	Multi-Residential – Dwellings/Flats/Units 5	Land used or capable of being used for Non-Strata Multi-Residential – Dwellings/Flats/Units With a total number of Dwellings/Flats/Units greater than 14 and less than or equal to 19	
8	Multi-Residential – Dwellings/Flats/Units 6	Land used or capable of being used for Non-Strata Multi-Residential – Dwellings/Flats/Units With a total number of Dwellings/Flats/Units greater than 19	
9	Retirement and Lifestyle Villages 1	Land used or capable of being used for Non-Strata Multi-Residential – Retirement and Lifestyle Villages With a total number of independent living units of between 1 and 19	For all Retirement and Lifestyle categories: - Land having the land use code of 21 or 27
10	Retirement and Lifestyle Villages 2	Land used or capable of being used for Non-Strata Multi-Residential – Retirement and Lifestyle Villages With a total number of independent living units of greater than 19 and less than or equal to 39	
11	Retirement and Lifestyle Villages 3	Land used or capable of being used for Non-Strata Multi-Residential – Retirement and Lifestyle Villages With a total number of independent living units of greater than 39 and less than or equal to 59	
12	Retirement and Lifestyle Villages 4	Land used or capable of being used for Non-Strata Multi-Residential – Retirement and Lifestyle Villages With a total number of independent living units of greater than 59 and less than or equal to 79	

	COLUMN 1 - CATEGORY	COLUMN 2 – DESCRIPTION	COLUMN 3 - IDENTIFICATION
13	Retirement and Lifestyle Villages 5	Land used or capable of being used for Non-Strata Multi-Residential – Retirement and Lifestyle Villages With a total number of independent living units of greater than 79 and less than or equal to 99	
14	Retirement and Lifestyle Villages 6	Land used or capable of being used for Non-Strata Multi-Residential – Retirement and Lifestyle Villages With a total number of independent living units of greater than 99	
Primary Production Group			
15	Agricultural Farming 1	Land used, or capable of being used for agricultural farming, excluding land categorised as part of the Intensive Animal Industries Sub-Group With a value of less than or equal to \$830,000	For all Agricultural Farming categories: - Land having the land use codes of 60, 65, 67, 69, 71, 73, 74, 76, 77, 78, 85, 86, 87, 89B or 88A
16	Agricultural Farming 2	Land used, or capable of being used for agricultural farming, excluding land categorised as part of the Intensive Animal Industries Sub-Group With a value of greater than \$830,000, but less than or equal to \$1,900,000	
17	Agricultural Farming 3	Land used, or capable of being used for agricultural farming, excluding land categorised as part of the Intensive Animal Industries Sub-Group With a value of greater than \$1,900,000	
18	Horticultural Farming 1	Land used, or capable of being used for horticultural farming With a value of less than or equal to \$330,000	

	COLUMN 1 - CATEGORY	COLUMN 2 – DESCRIPTION	COLUMN 3 - IDENTIFICATION
19	Horticultural Farming 2	Land used, or capable of being used for horticultural farming With a value of greater than \$330,000, but less than or equal to \$850,000	For all Horticultural Farming categories: - Land having the land use codes of 79, 82 or 83
20	Horticultural Farming 3	Land used, or capable of being used for horticultural farming With a value of greater than \$850,000	
21	Sugarloaf Private Forestry	Land used, or capable of being used for the growing or harvesting of natural and/or plantation hardwood or softwood within the Sugarloaf locality.	Land having the land use code of 88P and located within the boundary of Map A.
Intensive Animal Industries Sub-Group			
22	Cattle Feedlots 1	Land used, or capable of being used for cattle feedlots with an approved capacity of between 2,000 and 9,999 (inclusive) standard cattle units	For all Cattle Feedlot categories: - Land having the land use code of 66
23	Cattle Feedlots 2	Land used, or capable of being used for cattle feedlots with an approved capacity of more than 9,999 standard cattle units	
24	Piggeries 1	Land used, or capable of being used for a piggery with an approved capacity of between 5,000 and 9,999 (inclusive) standard pig units	For all Piggery categories: - Land having a land use code of 85A
25	Piggeries 2	Land used, or capable of being used for a piggery with an approved capacity of more than 9,999 standard pig units	
26	Poultry Farm/Hatcheries 1	Land used, or capable of being used for a poultry farm or hatchery with an approved capacity of between 50,000 and 99,999 (inclusive) standard bird units	

	COLUMN 1 - CATEGORY	COLUMN 2 – DESCRIPTION	COLUMN 3 - IDENTIFICATION
27	Poultry Farm/Hatcheries 2	Land used, or capable of being used for a poultry farm or hatchery with an approved capacity of between 100,000 and 199,999 (inclusive) standard bird units	For all Poultry Farm/Hatchery categories: - Land having a land use code of 87A
28	Poultry Farm/Hatcheries 3	Land used, or capable of being used for a poultry farm or hatchery with an approved capacity of between 200,000 and 399,999 (inclusive) standard bird units	
29	Poultry Farm/Hatcheries 4	Land used, or capable of being used for a poultry farm or hatchery with an approved capacity of between 400,000 and 599,999 (inclusive) standard bird units	
30	Poultry Farm/Hatcheries 5	Land used, or capable of being used for a poultry farm or hatchery with an approved capacity of between 600,000 and 799,999 (inclusive) standard bird units	
31	Poultry Farm/Hatcheries 6	Land used, or capable of being used for a poultry farm or hatchery with an approved capacity of more than 799,000 standard bird units	
Commercial and Industrial Group			
32	Commercial and Industrial	Land used, or capable of being used, in whole or in part, for commercial and/or industrial purposes	Land having the land use code of 01B, 06B, 07A, 08B, 09B, 10, 11A, 13, 17, 18A, 22, 23, 24, 25, 26, 28, 29, 30, 33, 34, 35, 36, 37A, 38, 41, 42, 43, 44, 45, 47, 49, 56C, 72B or 89A
33	Noxious & Hazardous Industry	Land used, or capable of being used, in whole or in part, as a fuel dump or storage, oil refinery, abattoir or industry which emanates offensive noise, odour, dust etc.	Land having the land use code of 31, 37B

	COLUMN 1 - CATEGORY	COLUMN 2 – DESCRIPTION	COLUMN 3 - IDENTIFICATION
34	Special Uses	Land used, or capable of being used for non-profit religious, community, welfare or defence-oriented purposes including aged residential institutions, nursing or convalescent homes, hospitals, sports clubs, cemeteries, showgrounds, airfields, libraries, educational, parks and gardens, defence force and community protection centres.	Land having the land use code of 01C, 11B, 18B, 48, 50, 51, 52, 55, 56, 56B, 57, 58, 92, 96, 97 or 99
35	Other	All other land not otherwise categorised	Land having the land use code of 00, 91A, 95 and
36	Workforce Accommodation 1	Land used, or capable of being used, in whole or in part, for providing intensive accommodation (other than the ordinary travelling public) in rooms, suites, or caravan sites specifically built or provided for this purpose Capable of accommodating no more than 25 people	For all Workforce Accommodation categories: - Land having the land use code of 07C
37	Workforce Accommodation 2	Land used, or capable of being used, in whole or in part, for providing intensive accommodation (other than the ordinary travelling public) in rooms, suites, or caravan sites specifically built or provided for this purpose Capable of accommodating greater than 25 people, but less than or equal to 100 people	
38	Workforce Accommodation 3	Land used, or capable of being used, in whole or in part, for providing intensive accommodation (other than the ordinary travelling public) in rooms, suites, or caravan sites specifically built or provided for this purpose Capable of accommodating greater than 100 people, but less than or equal to 300 people	

	COLUMN 1 - CATEGORY	COLUMN 2 – DESCRIPTION	COLUMN 3 - IDENTIFICATION
39	Workforce Accommodation 4	Land used, or capable of being used, in whole or in part, for providing intensive accommodation (other than the ordinary travelling public) in rooms, suites, or caravan sites specifically built or provided for this purpose Capable of accommodating greater than 300 people, but less than or equal to 500 people	
40	Workforce Accommodation 5	Land used, or capable of being used, in whole or in part, for providing intensive accommodation (other than the ordinary travelling public) in rooms, suites, or caravan sites specifically built or provided for this purpose Capable of accommodating greater than 500 people, but less than or equal to 700 people	
41	Workforce Accommodation 6	Land used, or capable of being used, in whole or in part, for providing intensive accommodation (other than the ordinary travelling public) in rooms, suites, or caravan sites specifically built or provided for this purpose Capable of accommodating greater than 700 people	
42	Major Shopping Facility 1	Land used, or capable of being used, in whole or in part as a major shopping facility, including shopping centres, a group of shops or a supermarket with car parking provided Having a gross lettable floor area of no more than 4,000 square metres	For all Major Shopping Facility categories: - Land having the land use code of 12, 14 or 16

	COLUMN 1 - CATEGORY	COLUMN 2 – DESCRIPTION	COLUMN 3 - IDENTIFICATION
43	Major Shopping Facility 2	Land used, or capable of being used, in whole or in part as a major shopping facility, including shopping centres, a group of shops or a supermarket with car parking provided Having a gross lettable floor area of greater than 4,000 square metres, but less than or equal to 8,000 square metres	
44	Major Shopping Facility 3	Land used, or capable of being used, in whole or in part as a major shopping facility, including shopping centres, a group of shops or a supermarket with car parking provided Having a gross lettable floor area of greater than 8,000 square metres, but less than or equal to 16,000 square metres	
45	Major Shopping Facility 4	Land used, or capable of being used, in whole or in part as a major shopping facility, including shopping centres, a group of shops or a supermarket with car parking provided Having a gross lettable floor area of greater than 16,000 square metres	
Resources and Energy Group			
46	Solar/Wind Farm 1	Land used, or capable of being used, in whole or in part, as a solar / wind farm Generating, or having the potential to generate, no more than 30MW of power	For all Solar/Wind Farm categories: - Land having the land use code of 91B
47	Solar/Wind Farm 2	Land used, or capable of being used, in whole or in part, as a solar / wind farm Generating, or having the potential to generate, more than 30MW of power, but no more than 50 MW of power	

	COLUMN 1 - CATEGORY	COLUMN 2 – DESCRIPTION	COLUMN 3 - IDENTIFICATION
48	Solar/Wind Farm 3	Land used, or capable of being used, in whole or in part, as a solar / wind farm Generating, or having the potential to generate, more than 50MW of power, but no more than 100 MW of power	
49	Solar/Wind Farm 4	Land used, or capable of being used, in whole or in part, as a solar / wind farm Generating, or having the potential to generate, more than 100MW of power, but no more than 200 MW of power	
50	Solar/Wind Farm 5	Land used, or capable of being used, in whole or in part, as a solar / wind farm Generating, or having the potential to generate, more than 200 MW of power	
51	Extractive 1	Land, not subject to a mining lease, used, or capable of being used, in whole or in part, for extracting quarrying or mining minerals from the ground and related activities Having approval to extract a maximum of 5,000 tonnes of material per annum	For all Extractive categories: - Land having the land use code of 40A
52	Extractive 2	Land, not subject to a mining lease, used, or capable of being used, in whole or in part, for extracting quarrying or mining minerals from the ground and related activities Having approval to extract between 5,000 and 100,000 tonnes of material per annum	
53	Extractive 3	Land, not subject to a mining lease, used, or capable of being used, in whole or in part, for extracting quarrying or mining minerals from the ground and related activities Having approval to extract more than 100,000 tonnes of material per annum	

	COLUMN 1 - CATEGORY	COLUMN 2 – DESCRIPTION	COLUMN 3 - IDENTIFICATION
54	Mining Leases	Land used, or capable of being used, in whole or in part for mining purposes pursuant to a mining leases issued pursuant to the <i>Mineral Resources Act 1989</i> .	Land having the land use code of 40B

Council delegates to the Chief Executive Officer the power, pursuant to sections 81(4) and 81(5) of *Local Government Regulation 2012*, to identify the rating category to which each parcel of rateable land belongs.

Where land is used or capable of being used for more than one purpose, the highest and best use of the land will be used to determine the rating category.

5.2.2.1 Definitions for words used in this table

“Capable of being used”

Reference to the capable use of land is a reference to use:

- (a) that is as-of-right for the land under the relevant planning scheme;
- (b) for which a development approval exists;
- (c) for which an application for development approval has been made but not finally determined, or
- (d) when the owner or occupier of the land has informed council of, or has stated, publicly, their intention to conduct activities upon the land. The land must be legally able to be used for intended activities.

“Land use code”

The land use codes in column 3 of the above Differential Rating Categories Table and the definitions of those land use codes attached (Appendix B) are prepared and adopted by Council for use in conjunction with the description of each of those rating categories in identifying the rating category to which each parcel of rateable land in Council’s area belongs.

“Highest and best use”

The highest and best use of land is the reasonably probable and legal use of the land, that is physically possible, appropriately supported, and financially feasible, and that results in the highest income producing capacity for the land.

“Primary Production Group”

Land will only be considered capable of being categorised in this group if it receives a concessional value for farming under the Land Valuation Act 2010 - Chapter 2, Part 2, Division 5, Subdivision 2

“Workforce Accommodation”

Land used for providing intensive accommodation (other than the ordinary travelling public) in rooms, suites, or caravan sites specifically built or provided for this purpose. Land within this category requires a Material Change of Use to Non-resident Workforce Accommodation or Rural Workers Accommodation and is commonly known as “workers accommodation”, “single person’s quarters”, “work camps”, “accommodation village”, or “barracks”.

5.2.3 DIFFERENTIAL GENERAL RATE AND MINIMUM GENERAL RATE

Pursuant to section 94 of the *Local Government Act 2009* and section 80 of the *Local Government Regulation 2012*, the differential general rate to be made and levied for each differential general rate category and, pursuant to section 77 of the *Local Government Regulation 2012*, the minimum general rate to be made and levied for each differential general rate category is as follows:

	CATEGORY HEADING	CATEGORY LEVEL	CENTS IN THE DOLLAR	MINIMUM GENERAL RATE
Residential Group				
1	Residential 1	1	0.888	1,348.00
2	Residential 2	2	0.71	2,122.00
3	Multi-Residential – Dwellings/Flats/Units 1	1	0.888	2,022.00
4	Multi-Residential – Dwellings/Flats/Units 2	2	1.11	3,034.00
5	Multi-Residential – Dwellings/Flats/Units 3	3	1.11	5,056.00
6	Multi-Residential – Dwellings/Flats/Units 4	4	1.11	10,110.00
7	Multi-Residential – Dwellings/Flats/Units 5	5	1.11	15,166.00
8	Multi-Residential – Dwellings/Flats/Units 6	6	1.11	20,220.00
9	Retirement and Lifestyle Villages 1	1	1.332	5,392.00

	CATEGORY HEADING	CATEGORY LEVEL	CENTS IN THE DOLLAR	MINIMUM GENERAL RATE
10	Retirement and Lifestyle Villages 2	2	1.332	10,784.00
11	Retirement and Lifestyle Villages 3	3	1.332	21,568.00
12	Retirement and Lifestyle Villages 4	4	1.332	32,352.00
13	Retirement and Lifestyle Villages 5	5	1.332	43,136.00
14	Retirement and Lifestyle Villages 6	6	1.332	53,920.00
Primary Production Group				
15	Agricultural Farming 1	1	0.55	1,752.00
16	Agricultural Farming 2	2	0.495	4,564.00
17	Agricultural Farming 3	3	0.44	9,406.00
18	Horticultural Farming 1	1	0.633	1,752.00
19	Horticultural Farming 2	2	0.55	2,088.00
20	Horticultural Farming 3	3	0.495	4,676.00
21	Sugarloaf Private Forestry	1	0.55	1,052.00
Intensive Animal Industries Sub-Group				
22	Cattle Feedlots 1	1	0.605	4,204.00
23	Cattle Feedlots 2	2	0.605	10,512.00
24	Piggeries 1	1	0.605	4,204.00
25	Piggeries 2	2	0.605	8,760.00

	CATEGORY HEADING	CATEGORY LEVEL	CENTS IN THE DOLLAR	MINIMUM GENERAL RATE
26	Poultry Farm/Hatcheries 1	1	0.605	3,154.00
27	Poultry Farm/Hatcheries 2	2	0.605	6,308.00
28	Poultry Farm/Hatcheries 3	3	0.605	12,614.00
29	Poultry Farm/Hatcheries 4	4	0.605	25,228.00
30	Poultry Farm/Hatcheries 5	5	0.605	37,844.00
31	Poultry Farm/Hatcheries 6	6	0.605	50,458.00
Commercial and Industrial Group				
32	Commercial and Industrial	1	1.388	1,752.00
33	Noxious & Hazardous Industry	1	2.082	2,628.00
34	Special Uses	2	0.972	1,226.00
35	Other	3	4.858	1,928.00
36	Workforce Accommodation 1	4	1.388	1,752.00
37	Workforce Accommodation 2	5	2.082	17,520.00
38	Workforce Accommodation 3	6	1.943	70,080.00
39	Workforce Accommodation 4	1	1.804	210,240.00
40	Workforce Accommodation 5	1	1.666	350,400.00
41	Workforce Accommodation 6	1	1.527	490,560.00
42	Major Shopping Facility 1	1	2.429	17,520.00

	CATEGORY HEADING	CATEGORY LEVEL	CENTS IN THE DOLLAR	MINIMUM GENERAL RATE
43	Major Shopping Facility 2	2	3.192	87,600.00
44	Major Shopping Facility 3	3	3.886	175,200.00
45	Major Shopping Facility 4	4	4.442	350,400.00
	Resources and Energy Group			
46	Solar/Wind Farm 1	1	4.511	26,280.00
47	Solar/Wind Farm 2	2	4.164	52,560.00
48	Solar/Wind Farm 3	3	3.886	70,080.00
49	Solar/Wind Farm 4	4	3.609	148,920.00
50	Solar/Wind Farm 5	5	3.331	236,520.00
51	Extractive 1	1	2.915	2,190.00
52	Extractive 2	2	3.609	4,380.00
53	Extractive 3	3	4.442	21,900.00
54	Mining Leases	1	4.442	2,190.00

5.2.4 LIMITATION ON INCREASES IN RATES AND CHARGES

Pursuant to section 116 of *Local Government Regulation 2012*, the amount of the differential general rate to be levied for the 2025/2026 financial year on the categories of land identified in Columns 1 and 2 of the table below, be limited to an amount no more than an amount equal to the amount of the differential general rate levied on that land in the 2025/2026 financial year increased by the percentage identified in column 3 of the table below:

	CATEGORY HEADING	CATEGORY LEVEL	CAP
Residential Group			
1	Residential 1	1	15%
2	Residential 2	2	15%
3	Multi-Residential – Dwellings/Flats/Units 1	1	25%
4	Multi-Residential – Dwellings/Flats/Units 2	2	25%
5	Multi-Residential – Dwellings/Flats/Units 3	3	35%
6	Multi-Residential – Dwellings/Flats/Units 4	4	55%
12	Retirement and Lifestyle Villages 4	4	45%
Primary Production Group			
16	Agricultural Farming 2	2	15%
17	Agricultural Farming 3	3	15%
Intensive Animal Industries Sub-Group			
22	Cattle Feedlots 1	1	25%
23	Cattle Feedlots 2	2	25%
24	Piggeries 1	1	105%
25	Piggeries 2	2	55%
26	Poultry Farm/Hatcheries 1	1	25%
27	Poultry Farm/Hatcheries 2	2	55%
30	Poultry Farm/Hatcheries 5	5	55%

	CATEGORY HEADING	CATEGORY LEVEL	CAP
31	Poultry Farm/Hatcheries 6	6	705%
Commercial and Industrial Group			
32	Commercial and Industrial	1	15%
33	Noxious & Hazardous Industry	1	35%
45	Major Shopping Facility 4	4	30%
Resources and Energy Group			
53	Extractive 3	3	55%

5.2.5 OBJECTION AGAINST CATEGORISATION

Pursuant to section 88(2) of the *Local Government Regulation 2012*, the first-rate notice for the financial year given to the owner of the land, will be accompanied by a rating category statement stating, inter alia:

- the rating category for the land (the owner's land) described in the rate notice accompanying or containing the rating category statement;
- the owner may object to the categorisation of the owner's land only on the ground that the rating category is wrong in reference to the descriptions of the rating categories; and
- the owner may object by giving Council an objection notice within—30 days after the date when the first-rate notice was issued; or a longer period that Council allows.

5.2.6 MINIMUM DIFFERENTIAL GENERAL RATE

Pursuant to section 77 of the *Local Government Regulation 2012*, the minimum differential general rate for each differential general rate category has been set by Council to achieve a reasonable minimum contribution to general rates from all land owners, irrespective of the rateable value of their land.

5.3 SEPARATE CHARGES

Section 92(5) of the *Local Government Act 2009* provides that separate rates and charges are for any other service, facility or activity.

5.4 SPECIAL RATES AND CHARGES

Section 92(3) of the *Local Government Act 2009* provides that special rates and charges are for services, facilities and activities that have a special association with particular land because:

- (a) The land or its occupier:
 - (i) Specially benefits from the service, facility or activity; or
 - (ii) Has or will have special access to the service, facility or activity; or
- (b) The land is or will be used in a way that specially contributes to the need for the service, facility or activity; or
- (c) The occupier of the land specially contributes to the need for the service, facility or activity.

5.4.1 RURAL FIRE EQUIPMENT LEVY

Pursuant to section 94 of the *Local Government Act 2009*, section 94 of the *Local Government Regulation 2012* and section 128A of the *Fire and Emergency Services Act 1990*, Council will make and levy a special charge (to be known as the “Rural Fire Levy”) of \$35.00 per annum (or \$17.50 per half-year) on all rateable land to which the overall plan applies, to fund the operations for the rural fire brigades that operate throughout the rural areas of the region.

The overall plan for the Rural Fire Equipment Levy is as follows:

- i. The rateable land to which the plan applies is all rateable land within the region that is liable to pay a Class E Emergency Management Levy (pursuant to Part 3 of *Fire and Emergency Services Regulation 2011*).
- ii. The service, facility or activity for which the plan is made is the ongoing, operations for the rural fire brigades that operate throughout the rural areas of the region.
- iii. The estimated time for carrying out the overall plan is 1 year.
- iv. The estimated cost of carrying out the overall plan is \$283,570.

The rateable land, or its occupier, to be levied with the special charge specially benefits from the service, facility or activity funded by the special charge because the fire emergency response capability that is provided by the rural fire brigades, would be substantially (if not completely) diminished if the rural fire brigades did not receive the funding provided to them by Council as a direct consequence of the levying of the special charge.

5.5 UTILITY CHARGES

Section 92(4) of the *Local Government Act 2009* provides that utility charges are for a service, facility or activity for any of the following utilities:

- a) Waste management;
- b) Gas;
- c) Sewerage;
- d) Water.

5.5.1 WATER CHARGES

Council will levy water utility charges in the 2025/2026 financial year, to cover the cost of:

- a) using the infrastructure (water service) that supplies water to a person (a consumer); and
- b) using the water, based on the amount of water actually used by the consumer.

Pursuant to 94 of the *Local Government Act 2009* and section 99 of the *Local Government Regulation 2012*, Council will make and levy water utility charges as follows:

- i) a fixed Water Access Charge, to cover the cost using or having access to the infrastructure that supplies water to a consumer; and
- ii) a variable Water Consumption Charge, to cover the cost for each kilolitre of water used by the consumer.

5.5.1.1 Water Access Charges

Council will levy a Water Access Charge on every individual parcel of land in its land record connected to Council's water supply system (water service) based on the number and size of the water connection/s (whether metered or not).

Unless otherwise specified, the Water Access Charge for properties with a water service connection will be calculated as a proportion of the cross-sectional area of that water service connection compared to the area of a 20mm water service connection as indicated in the following table:

CONNECTION SIZE	TIMES 20MM CONNECTION
20 mm	1
25 mm	1.55
30 mm	2.25
40 mm	4
50 mm	6.25

75 mm	14.05
80 mm	16
100 mm	25
150 mm	56

A base access charge is also applied to each parcel of land that is not connected to the Council's reticulated water supply system if the parcel is located within a water defined area and where Council is currently able to provide a reticulated water service to that parcel (see definitions section below). A base access charge is calculated at 90% of an applicable 20mm access charge. The maximum number of contiguous parcels under common ownership on which unconnected water charges may be levied shall be five (5). A base charge will be applied as per the highest level of water service able to be connected.

The Water Access Charge will apply to all parcels of land that have access to Council water services (whether connected or not) with limited exceptions.

Council believes that it is logical and equitable for the owners of each parcel of land with access or which may have access to Council's water service, contribute to the fixed costs of using or having access to the infrastructure that supplies water to a consumer, by way of the Water Access charge.

Notwithstanding the above:

- a) Where a single residential building; a single commercial building or any sporting infrastructure is situated across two or more adjoining parcels of land, Council will treat those parcels of land as if they were amalgamated into a single parcel of land, and will levy accordingly a single Water Access Charge.
- b) Council will not levy a base access charge where the parcel of land has received a valuation concession for exclusive use for farming under section 45 to 48 of the *Land Valuation Act 2010* issued by Department of Resources. Any connections to the land are levied as per the tables below.
- c) Council may elect not to levy a Water Access Charge on a parcel of land that is effectively incapable of further development (and not connected to Council's water service).
- d) The owner or ratepayer of a parcel of land bears the onus of demonstrating to Council that they are entitled to the benefit of any exception in paragraphs (a) to (c).

5.5.1.1.1 Subdivided land

Properties within the discounted valuation period as defined by sections 49-51 of the *Land Valuation Act 2010* and have a metered water service connection will only be applied an access charge equal to a base access charge amount.

5.5.1.1.2 Fire Services Meter

An access charge will be applied to each water fire service connection equal to a respective 20mm charge, irrespective of the fire service meter size, which is used for firefighting purposes only (hereinafter referred to as 'fire service connection') unless the connection services communal firefighting purposes.

5.5.1.2 **Water Consumption Charges**

Water consumption is charged:

- a) If the water used is measured by a water meter, on the basis of an amount for each kilolitre or part thereof, of water that is used or estimated to be used; or
- b) If the water used is not measured by water meter, the estimated average water usage of the consumers within a group of consumers who have similar water usage.

A two-level water consumption charge will be applied to water consumed by individual meters.

The lower level water consumption charge is designated the '**First Level Consumption Charge**'.

The higher-level water consumption charge is designated the '**Second Level Consumption Char**'.

Except as hereinafter provided, the calculation of the first level maximum water consumption limit will be based upon the differential general rate category of the property (Residential 1 and 2, or not Residential 1 and 2) unless otherwise specified.

In respect of any reading period of the 2025/2026 water year –

Residential consumption - for properties included by Council within the differential general rate categories of Residential 1 and Residential 2:

1. The First Level Consumption Charge applies to each kilolitre or part thereof, of water used during the course of any reading period of the 2025/2026 water year, up to the first level maximum water consumption limit of 125 kilolitres per meter.
2. The Second Level Consumption Charge applies to each kilolitre or part thereof, of water used during the course of any reading period of the 2025/2026 water year, above the first level maximum water consumption limit applicable to the property and will be applied only after the total quantity of water used during the course of any reading period of the 2025/2026 water year exceeds the first level maximum water consumption limit of 125 kilolitres per meter.

Non-residential consumption - for properties NOT included by Council within the differential general rate categories of Residential 1 and Residential 2:

1. The First Level Consumption Charge applies to each kilolitre or part thereof, of water used during the course of any reading period of the 2025/2026 water year, up to the first level maximum water consumption limit of 2,500 kilolitres per meter.

2. The Second Level Consumption Charge applies to each kilolitre or part thereof, of water used during the course of any reading period of the 2025/2026 water year, above the first level maximum water consumption limit applicable to the property and be applied only after the total quantity of water used during the course of any reading period of the 2025/2026 water year exceeds the first level maximum water consumption limit of 2,500 kilolitres per meter.

Water consumption charges will be levied biannually in August and February each year.

To avoid doubt, once water has passed through the water meter it is the property owner's responsibility.

If a water meter is found to be faulty, broken or unable to be read, Council will calculate the consumption to be charged by estimating the consumer's water usage as follows:

1. Calculate the daily average consumption at the property for the previous comparative period and for the whole of the previous water year, and
2. Multiplying whichever average is lowest, by the number of days the water meter was faulty or broken.

5.5.1.2.1 Fire Services Water Consumption

Each fire service connection will be treated as residential consumption and relevant First or Second Level Consumption Level Charges applied. Where a fire service connection has used water in the event of a fire, the relevant water consumption will be waived upon request and supply of event details by the property owner.

5.5.1.3 Supply Area

Council has split the utility charges for its water service into two supply areas:

Supply Area 1 will be properties connected to or within the water defined areas of the water reticulation network of: Allora, Warwick, Yangan, Killarney, Stanthorpe and Wallangarra.

Supply Area 2 will be properties connected to or within the water defined areas of the water reticulation network of: Dalveen, Leyburn and Pratten.

Water access and consumption charges for each supply area are as follows:

5.5.1.4 SUPPLY AREA 1
Access Charges
The following water access charges shall apply to domestic and non-domestic properties as described below:
For each connection

5.5.1.4 SUPPLY AREA 1		
Connection Size	Charge per annum	Charge per half-year
20 mm	\$780.00	\$390.00
25 mm	\$1,210.00	\$605.00
30 mm	\$1,756.00	\$878.00
40 mm	\$3,120.00	\$1,560.00
50 mm	\$4,876.00	\$2,438.00
75 mm	\$10,960.00	\$5,480.00
80 mm	\$12,480.00	\$6,240.00
100 mm	\$19,500.00	\$9,750.00
150 mm	\$43,680.00	\$21,840.00
Base Access Charge	\$702.00	\$351.00
For each parcel within a Community Title Schemes, Building Units and Group Title Units where individual meters are not connected to each lot	\$780.00	\$390.00
Restricted Flow Charge: For each connection to a Restricted Flow main.	\$546.00	\$273.00
Restricted Flow Base Access Charge	\$492.00	\$246.00
Fire service connections	\$780.00	\$390.00
Subdivider water connections.	\$702.00	\$351.00

5.5.1.4 SUPPLY AREA 1		
Untreated water connections.	Nil	Nil
Consumption Charges		
The following water consumption charges shall apply per meter per kilolitre (or part thereof) used or estimated to be used as described below:		
a. For each connection on residential land supplied treated water and measured by meter		
	Reading Period 1	Reading Period 2 and 3
(1) First Level Consumption Charge	\$3.24	\$3.55
(2) Second Level Consumption Charge	\$4.86	\$5.33
b. For each connection on non-residential land supplied treated water and measured by meter		
(1) First Level Consumption Charge	\$3.24	\$3.55
(2) Second Level Consumption Charge	\$3.05	\$3.55
c. For each connection on land supplied untreated water and measured by meter	\$1.62	\$1.78

5.5.1.5 SUPPLY AREA 2		
Access Charges		
The following water access charges shall apply to domestic and non-domestic properties as described below:		
For each connection		
Connection Size	Charge per annum	Charge per half-year
20 mm	\$624.00	\$312.00
25 mm	\$968.00	\$484.00
30 mm	\$1,404.00	\$702.00
40 mm	\$2,496.00	\$1,248.00
50 mm	\$3,900.00	\$1,950.00
75 mm	\$8,768.00	\$4,384.00
80 mm	\$9,984.00	\$4,992.00
100 mm	\$15,600.00	\$7,800.00
150 mm	\$34,944.00	\$17,472.00
Base Access Charge	\$562.00	\$281.00
For each lot within a Community Title Schemes, Building Units and Group Title Units where individual meters are not connected to each lot	\$624.00	\$312.00
Fire service connections	\$624.00	\$312.00
Subdivider water connections.	\$562.00	\$281.00

5.5.1.5 SUPPLY AREA 2		
Consumption Charges		
The following water consumption charges shall apply per meter per kilolitre (or part thereof) used or estimated to be used as described below:		
a. For each connection on residential land supplied treated water and measured by meter		
	Reading Period 1	Reading Period 2 and 3
(3) First Level Consumption Charge	\$2.59	\$2.84
(4) Second Level Consumption Charge	\$3.89	\$4.26
b. For each connection on non-residential land supplied treated water and measured by meter		
(3) First Level Consumption Charge	\$2.59	\$2.84
(4) Second Level Consumption Charge	\$2.44	\$2.84

Council may negotiate bulk water charge agreements with high volume consumers.

5.5.1.6 Pro rata adjustments for new or changed water services – applicable to all water areas

For new services or permanent changes to existing services, as per the Supplementary Rates Policy.

5.5.1.7 Definitions for words used in this section

“Water year”

For the purpose of measuring and charging water consumption, the period covered by the meter readings taken from April 2025 through to June 2026

“Reading period 1”

Means a term of approximately three (3) months commencing April 2025, ending in July 2025.

“Reading period 2”

Means a term of approximately six (6) months commencing July 2025, ending in January 2026.

“Reading period 3”

Means a term of approximately six (6) months commencing January 2026 and ending June 2026.

“... within a water defined area”

Means the parcel falls within a Declared Water Services area as required and defined under the *Water Supply (Safety and Reliability) Act 2008*

5.5.2 SEWERAGE CHARGES

Council will levy utility charges the supply of sewerage services (Sewerage Charges) in the 2025/2026 financial year.

Sewerage charges are determined, collected and used for the purpose of covering the cost of planning and constructing sewer infrastructure (including interest and redemption charges incurred by Council) and the cost of operating, maintaining and managing the sewer system. The charge is set so as to recover these costs.

In accordance with section 94 of the *Local Government Act 2009* and section 99 of the *Local Government Regulation 2012*, the utility charges for sewer services will be charged either to each soil fixture installed on each property or each connection, as set out in the following tables. In the event of no soil fixtures being installed on land connected to Council's sewer system, a utility charge for sewer services will be charged per connection.

In respect to domestic properties, a sewer charge is applied per tenement regardless of whether the tenement is separately connected to Council's sewer system or shares sewer services such as a single sewer connection to the property which services multiple tenements. To remove doubt, each tenement is treated as a separate connection. "Tenement" includes any premises used as a separate domicile such as, for example -

- a) A single unit private dwelling; or
- b) A flat, apartment or other dwelling unit used as a separate domicile; or
- c) Residential units erected upon lots created pursuant to the provisions of the *Building Units and Group Titles Act 1980* or the *Body Corporate and Community Management Act 1997*; or
- d) A private (non-commercial) boarding house, hostel, lodging house, or guest house.

A residential tenement within a commercial building (e.g. living quarters behind a shop or managers residence in a hotel) and self-contained residential tenements within a retirement village or aged care facility are applicable for domestic (residential) type sewer charges.

In respect to non-residential properties with a total of two soil fixtures (including soil fixtures within separate tenements), only a single sewer charge will be applied. Where two types of sewer charges are applied to the property, the higher charge amount will remain.

A base access charge is also applied to each parcel that is not connected to the Council's reticulated sewer system if the parcel is located within a sewer defined area and where Council is currently able to provide a reticulated sewer service (see definitions section below). A base access charge is calculated at 90% of an applicable Residential access charge. The maximum number of contiguous parcels in common ownership on which unconnected sewer charges are levied shall be five (5). A base charge will be applied as per the highest level of sewer service able to be connected.

Council believes that it is logical and equitable for all ratepayers who have access or may have access to Council's sewer infrastructure to contribute to the fixed costs of the sewer operation by way of the access charge.

Notwithstanding the above:

- a) Where a single residential building; a single commercial building or any sporting infrastructure is situated across two or more adjoining parcels, Council will treat those parcels as if they were amalgamated into a single parcel, and will levy accordingly a single-parcel sewer charge.
- b) Council may elect to not levy sewer charges against land that is effectively incapable of further development (if not connected to Council's sewer supply infrastructure).
- c) The ratepayer of a parcel bears the onus of demonstrating to Council it is entitled to the benefit of a qualification or exception in any of paragraphs (a) to (b).

5.5.2.1.1 Subdivided Land

Properties within the discounted valuation period as defined by sections 49-51 of the *Land Valuation Act 2010* and have a sewer connection will be levied an access charge equal to a base access charge amount.

5.5.2.2 **Supply Categories**

Council has split the utility charges for sewer service into two categories:

Category 1 will be properties connected to, or able to be connected to, a sewer treatment plant network (e.g. Stanthorpe and Warwick).

Category 2 will be properties:

- Connected to, or able to be connected to, a sewer treatment plant network (e.g. Stanthorpe and Warwick) via a septic tank and not able to connect otherwise.
- Connected to, or able to be connected to, a CED network (e.g. Dalveen, Killarney and Wallangarra).

Sewer charges for each category are as follows:

5.5.2.3 Category 1

			CHARGE PER ANNUM	CHARGE PER HALF-YEAR
The following sewer charges shall apply to properties as described below:				
a.	Residential	For each connection on land used for single unit dwellings and individual residential units (including tenements) irrespective of the number of soil fixtures connected.	\$856.00	\$428.00
b.	Short-Term Accommodation	For each soil fixture installed on land used for short-term accommodation e.g. motels, caravan parks (excluding land with taverns). In the event of no soil fixtures being installed on improved land per connection.	\$600.00	\$300.00
c.	Other Premise	For each soil fixture installed on land used for commercial (other than overnight accommodation), non-profit or other non-residential purposes. In the event of no soil fixtures being installed on improved land per connection.	\$856.00	\$428.00
d.	Base Access Charge	For parcels within 100 meters of a sewer main not connected to Council's sewer system and where Council is currently able to provide a sewer service to that parcel.	\$770.00	\$385.00
e.	Subdivider Sewer Connection	For each connection on land within the discounted valuation period as defined by sections 49-51 of the <i>Land Valuation Act 2010</i>	\$770.00	\$385.00

5.5.2.4 Category 2

			CHARGE PER ANNUM	CHARGE PER HALF-YEAR
The following sewer charges shall apply to properties as described below:				
a.	Residential	For each connection on land used for single unit dwellings and individual residential units (including tenements) irrespective of the number of soil fixtures connected.	\$684.00	\$342.00

b.	Short-Term Accommodation	For each soil fixture installed on land used for short-term accommodation e.g. motels, caravan parks (excluding land with taverns). In the event of no soil fixtures being installed on improved land per connection.	\$480.00	\$240.00
c.	Other Premise	For each soil fixture installed on land used for commercial (other than overnight accommodation), non-profit or other non-residential purposes. In the event of no soil fixtures being installed on improved land per connection.	\$684.00	\$342.00
d.	Base Access Charge	For parcels within 100 meters of a sewer main not connected to Council's sewer system and where Council is currently able to provide a sewer service to that parcel.	\$616.00	\$308.00
e.	Subdivider Sewer Connection	For each connection on land within the discounted valuation period as defined by sections 49-51 of the <i>Land Valuation Act 2010</i>	\$616.00	\$308.00

5.5.2.5 Pro rata adjustments for new or changed sewer services – applicable to all supply areas

For new services or permanent changes to existing services, as per the Supplementary Rates Policy.

5.5.2.6 Definitions for words used in this section

“Soil fixture”

A sanitary fixture which receives and discharges solid and liquid excreted human waste. A soil fixture may be a toilet, pedestal, waste pan, urinal, slop sink, autopsy table, bedpan or sanitary napkin disposal unit hence soil pipe.

“... within a sewer defined area.”

Means the parcel falls within Council's declared service area for its sewerage service as required under the *Water Supply (Safety and Reliability) Act 2008*

5.5.3 WASTE AND RECYCLING COLLECTION CHARGES

Waste & recycling collection charges (utility charges for waste management) are determined on a user pays basis and collected and used for the purpose of covering the cost of supplying a waste management service for the collection and disposal of waste (including recycling). The charges are set to recover the cost of supplying or undertaking the waste management service.

In accordance with section 94 of the *Local Government Act 2009* and section 99 of the *Local Government Regulation 2012*, the utility charges for Waste & Recycling Collection Services will be charged:

- To each residential dwelling located within a designated compulsory waste collection area, where a waste collection service is able to be provided (see definitions section below), regardless of whether bins are supplied or not; and
- To each residential dwelling located in the designated opt-in/opt-out waste collection area and receiving a waste collection service; and
- To each residential dwelling located outside a designated compulsory waste collection area and receiving a waste collection service.

For properties inside the designated waste collection area (compulsory or opt-in/opt-out areas), a combined waste and recycling collection service is compulsory and additional waste or recycling services are voluntary as requested. For properties outside the designated waste collection area, a combined waste and recycling service or waste only or recycling only service may be provided. All charges are as per table 5.5.3.1 below.

Commercial and industrial properties and other non-residential use properties, are not applicable for domestic waste collection services; and must apply for commercial or industrial waste collection services direct with a waste collection service provider. *Commercial and industrial waste* has the same definition as “*C & I*”, as that term is defined in Schedule 13 of the *Waste Reduction and Recycling Regulation 2023*.

The waste collection services provided by Council include –

- Residential - waste collection; and
- Residential - recycling collection.

Integrated in the provision of waste management services is a recycling program.

In respect to domestic waste, a waste collection utility charge is applied per Tenement regardless of whether the tenement receives a separate waste collection service and recycling collection service, or shares waste collection services such as bulk waste bin services. “Tenement” includes any premises used as a separate domicile such as, for example -

- a) A single unit private dwelling; or
- b) A flat, apartment or other dwelling unit used as a separate domicile; or
- c) Residential units erected upon lots created pursuant to the provisions of the *Building Units and Group Titles Act 1980* or *The Body Corporate and Community Management Act 1997*; or

d) A private (non-commercial) boarding house, hostel, lodging house, or guest house.

A residential tenement within a commercial property or building (e.g. living quarters behind a shop, manager's residence in a hotel or residential dwelling on a primary production property) and self-contained residential tenements within a retirement village or aged care facility are applicable for domestic waste collection services.

Retirement villages and aged care facilities with 15 or more self-contained tenements will be charged at half the number of self-contained tenements (rounded up to the nearest whole number) or the number of bins on-site, whichever is the greater. For example – if a retirement village has 50 units and 30 combined domestic/recycling waste collection bins, 30 services will be applied ($50 \text{ units} / 2 = 25 < 30 \text{ bins}$).

5.5.3.1 WASTE MANAGEMENT CHARGES FOR ALL SUPPLY AREAS ARE AS FOLLOWS:						
Collection Service Type	Collection Frequency	Collection Day	Bin Type	Per	Charge per annum	Charge per half-year
Waste Collection Service (first service is mandatory)	Weekly	Normal	240 Litre Mobile Bin	Combined service	\$502.00	\$251.00
Recycling Collection Service (first service is mandatory)	Fortnightly	Normal	240 Litre Mobile Bin			
Waste Collection Service Additional (Optional)	Weekly	Normal	240 Litre Mobile Bin	Additional waste service	\$352.00	\$176.00
Recycling Collection Service Additional (Optional)	Fortnightly	Normal	240 Litre Mobile Bin	Additional recycling service	\$252.00	\$126.00

5.5.3.2 Pro rata adjustments for new, additional or cancelled services – applicable to all waste collection supply areas

For new services or permanent changes to existing services, as per the Supplementary Rates Policy.

For properties requesting a voluntary service (in the defined opt-in/opt-out waste collection area; outside the defined waste collection area; or in the defined waste collection area and requesting an additional waste or recycling service), the minimum charge will be 3 months of servicing, even if the property withdraws the service prior to this time period.

There is no refund applicable for missed collection services; Council's waste collection contractor will endeavour to complete the missed collection service as soon as possible after the designated collection day.

5.5.3.3 Definitions for words used in this section

"Residential Dwelling"

A residential dwelling is a lawfully approved residential building used, or capable of being used, for long term residential purposes.

A residential dwelling approved under Council's *Subordinate Local Law 1.3 (Establishment or Occupation of a Temporary Home) 2011* is eligible for a waste collection service.

"... where a waste collection service is able to be provided"

A waste collection service vehicle is able to safely empty waste bins placed within the road frontage of the property or within an acceptable distance from the property frontage

"... within an acceptable distance from the property frontage"

A distance from the property that is acceptable to both Council and the property owner

5.5.4 WASTE MANAGEMENT UTILITY CHARGE

Pursuant to section 94 of the *Local Government Act 2009* and section 99 of *Local Government Regulation 2012*, Council will make and levy a utility charge (to be known as the '**Waste Management Charge**') in the sum of \$200.00 per rateable assessment per annum (or \$100.00 per half-year), to be levied equally on all rateable land in the region. The Waste Management Charges are collected and used for the purpose of covering the cost of supplying waste management facilities and a waste management service. The charges are set to recover waste management costs including:

- Waste service administration
- Waste facilities – construction, operation, consolidation, rationalisation and improvements
- Waste minimisation and reduction education
- Post closure rehabilitation of waste facilities and landfill sites

5.5.5 TRADE WASTE CHARGES

Trade waste utility charges are determined, collected and used for the purpose of recovering the additional costs of operating, maintaining and managing the sewerage system, resulting from acceptance of waste from commercial and industrial premises which has an organic strength greater than that of domestic sewerage and which may also contain a variety of exotic substances such as heavy metals, organic solvents, and chlorinated organics which sewerage treatment systems are not designed to treat.

All trade waste accepted to the sewerage system will be classified according to the following five categories for the purposes of approval, control and charging:

CATEGORY	DESCRIPTION
Category 1 Low impact trade waste	Generators where no or minimal pre-treatment is required. This includes businesses such as hairdressers, dental, veterinary, optical, photographic processing, hobby clubs and the like.
Category 2 Mechanical trade waste	Generators where mineral oil removal devices are or should be used as the arrestor. This includes industries such as mechanical workshops, panel beaters, wash bays, detailers, small plant, equipment maintenance and the like.
Category 3 Food Industry trade waste	Generators where grease traps are or should be used as the arrestor. This includes industries such as restaurants, cafes, fast food outlets, butchers, bakeries and the like.
Category 4 High flow, low impact trade waste	Generators where no or minimal pre-treatment is required and the discharge is of low strength but high volume. This includes industries such as laundries, laundromats, carwash facilities, commercial swimming pools and the like.
Category 5 High strength, high flow trade waste	Generators requiring pre-treatment devices as a standard, where the trade waste is of high strength and/or high flow (> 15kL/d) discharge occurs. This includes industries such as abattoirs, breweries, fermentation/yeast manufacturers,

	foundries, ice-cream manufacturers, rendering, tanneries and the like.
--	--

In accordance with Section 94 of the *Local Government Act 2009* and section 99 of the *Local Government Regulation 2012*, the utility charges for trade waste will be a fixed charged upon all properties discharging trade waste to Council's sewerage system. Where a property has more than one separately contained Generator, a utility charge will be applied per Generator

Council has split the utility charges for trade waste into two further categories:

- Compliant - Properties discharging trade waste to Council's sewer system with approvals from and in compliance with Council's Trade Waste Management Policy and Trade Waste Management Plan; and
- Non-Compliant - Properties discharging trade waste to Council's sewer system without approvals from and in compliance with Council's Trade Waste Management Policy and Trade Waste Management Plan

5.5.5.1 Trade waste charges for each category are as follows

Compliant

DETAILS	SCHEME TYPE	CHARGE PER ANNUM	CHARGE PER HALF-YEAR
Category 1	General - low impact low strength	\$260.00	\$130.00
Category 2	Mechanical workshops	\$260.00	\$130.00
Category 3	Food preparation	\$260.00	\$130.00
Category 4	High flow low concentrations	\$420.00	\$210.00
Category 5	Major industries	\$5,500.00	\$2,750.00

Non-Compliant

DETAILS	SCHEME TYPE	CHARGE PER ANNUM	CHARGE PER HALF-YEAR
Category 1	General - low impact low strength	\$390.00	\$195.00
Category 2	Mechanical workshops	\$390.00	\$195.00
Category 3	Food preparation	\$390.00	\$195.00
Category 4	High flow low concentrations	\$630.00	\$315.00
Category 5	Major industries	\$8,250.00	\$4,125.00

5.5.5.2 Pro rata adjustments for new or changed trade waste generators – applicable to all supply areas

For new services or permanent changes to existing services, as per the Supplementary Rates Policy.

5.5.5.3 Definitions for words used in this section

“Trade Waste Generator”

Any commercial, manufacturing or industrial business that needs to discharge trade waste to the Council Sewerage infrastructure system

“Trade Waste”

Liquid waste, other than domestic sewerage, containing toxic or hazardous substances and non-degradable pollutants to the wastewater system only after the waste has been pre-treated on site to ensure Sewer Admission Limits are not exceeded. Trade waste may also contain other substances such as high levels of fats and grease, heavy metals, organic solvents and chlorinated organic substances, which wastewater systems are not designed to contain or treat.

Trade waste excludes

- Waste that is a prohibited substance; (regulated by State through Water Supply (Safety & Reliability) Act 2008 Schedule 1), or
- Human waste; (managed through normal wastewater management systems), or
- Stormwater; (managed through a dedicated stormwater system). The discharge of trade waste (including transported waste) to stormwater drainage is prohibited under the Plumbing and

Drainage Act 2018. The stormwater system must only be used for the disposal of uncontaminated stormwater runoff, or

- Trade waste managed through EPA approval process, or
- Solid waste managed through Council's solid waste management process.

5.6 PAYMENT TERMS

Council has decided pursuant to section 118 of the *Local Government Regulation 2012* that rates and charges must be paid by a date that is at least 30 days after the rate notice for the rates or charges is issued.

Pursuant to section 104(2)(b) of the *Local Government Regulation 2012*, the rate notice must state the due date for payment of the rates or charges. The due date for payment of:

- A half-yearly rate notice will be 31 days from date of issue;
- A supplementary rate notice will be 31 days from date of issue.

5.7 DISCOUNT

Pursuant to section 130 of the *Local Government Regulation 2012*, the differential general rates (only) made and levied, shall be subject to a discount of seven and a half percent (7.5%) if paid within the discount period of 31 days of the date of issue of the rate notice provided that:

- a) all of the rates are paid within 31 days of the date of issue of the rate notice;
- b) all other rates and charges appearing on the rate notice (that are not subject to a 7.5% discount) are paid within 31 days after the date of issue of the rate notice; and
- c) all other overdue rates and charges relating to the rateable assessment are paid within 31 days of the date of issue of the rate notice.

5.8 INTEREST

Pursuant to section 133 of the *Local Government Regulation 2012*, compound interest be charged on all overdue rates or charges, from five (5) days after the due date for payment, at the rate of 12.12% per annum, calculated on daily rests.

5.9 LEVY AND PAYMENT

Pursuant to section 107 of the *Local Government Regulation 2012* and section 114 of the *Fire and Emergency Services Act 1990*, Council's Rates and Charges (including Council's water consumption charges), and the State Government's Emergency Management Levy will be levied half-yearly in August 2025 and February 2026.

Pursuant to section 104(2)(e) of the *Local Government Regulation 2012*, Council has decided that rates or charges may be paid at any of Council's Service Centres (located throughout the region), at any Australia Post Office, BPAY, Direct Debit, Centrepay and Paying Online via Council's website.

5.10 COST - RECOVERY FEES

Section 97 of the *Local Government Act 2009* allows a local government to fix a cost recovery fee and section 172(1)(c) of the *Local Government Regulation 2012* provides that the Revenue Statement must state the criteria used to decide the amount of any cost recovery fees.

Council imposes cost - recovery fees for services and facilities supplied by it including (among other things) for any entitlement, facility, service or thing supplied, approval, consent, licence, permission, registration or information given, admission to any structure or place, receipt of any application, product or commodity supplied or inspection undertaken.

The criteria used by Council to decide the amount of the cost-recovery fees is that they be no more than the cost to Council of taking the action for which the fee is charged.

5.11 BUSINESS ACTIVITY FEES

Pursuant to section 262 of the *Local Government Act 2009*, Council has, in the support of its responsibilities, the power to charge for a service or facility, other than a service or facility for which a cost-recovery fee may be fixed.

Section 172(1)(d) of the *Local Government Regulation 2012* provides that if the local government conducts a business activity on a commercial basis, the Revenue Statement must state the criteria used to decide the amount of the charges for the activity's goods and services.

Council has the power to conduct business activities and make business activity fees for services and facilities it provides on this basis. Business activity fees are made where Council provides a service and the other party to the transaction can choose whether or not to avail itself of the service. Business activity fees are a class of charge, which are purely commercial in application and are subject to the Commonwealth's Goods and Services Tax.

Business activity fees include but are not confined to rents, plant hire, private works and hire of facilities as contained in Council's statement of fees and charges.

The criteria used to decide the amount of Council's business activity fees is the relevant nature, level and standard of the service or facility as well as the competitive neutrality principle.

6 CONCESSIONS

Chapter 4, Part 10 of the *Local Government Regulation 2012* provides Council with power to grant a ratepayer a concession for rates or charges for land.

Council may grant a concession only if satisfied of one or more of the criteria set out in Section 120(1) of the *Local Government Regulation 2012*.

Council has developed and adopted a Rates Concession Policy (PL-FS076) which establishes guidelines (including eligibility conditions) for Council granting concessions, to ensure consistency in the exercise of Council's power to grant concessions for rates and charges.

The following is an outline and explanation of the concessions for rates and charges to be granted by Council in the 2025/2026 financial year, subject to the guidelines and eligibility conditions contained in Council's Rates Concession Policy.

6.1 ENTITY WHOSE OBJECTS DO NOT INCLUDE MAKING A PROFIT

Council may grant a concession to ratepayers by way of a rebate of all or part of the rates or charges, or an agreement to defer payment of the rates or charges, where Council is satisfied in terms of Section 120(1)(b)(i) of the *Local Government Regulation 2012*, the land is owned by an entity whose object do not include making a profit.

Council's Rates Concession Policy sets out the extent of the rebate, or deferment of payment, of the rates or charges for the land, that Council may grant in the 2025/2026 financial year.

Examples of land-owning entities to which Council may grant such a concession, subject to the guidelines and eligibility conditions contained in Council's Rates Concession Policy, include:

- a) Not for Profit/ Charitable Organisations; and
- b) Community Sporting Organisations.

6.2 HARDSHIP

Council may grant a concession to ratepayers by way of a rebate of all or part of the rates or charges, or an agreement to defer payment of the rates or charges, where Council is satisfied in terms of Section 120(1)(c) of the *Local Government Regulation 2012*, that the payment of the rates or charges will cause hardship to the land owner.

Council's Rates Concession Policy sets out the extent of the rebate, or deferment of payment, of the rates or charges for the land, that Council may grant in the 2025/2026 financial year.

Examples of circumstances in which Council may grant such a concession, subject to the guidelines and eligibility conditions contained in Council's Rates Concession Policy, include ratepayers:

- a) where the land only contains a permit to occupy for a pump site;

- b) leasing Council Vacant Land;
- c) with a major medical situation and/or experiencing unusual and severe circumstances;
- d) who have experienced an unapparent plumbing failure; or
- e) receiving regular treatment on a haemodialysis machine at home.

6.3 OTHER CONCESSIONS FOR RATES OR CHARGES

All applications for concessions for rates or charges, including those based on other criteria set out in Section 120(1) of the *Local Government Regulation 2012*, will be assessed on their individual merits.

7 OTHER MATTERS CONCERNING RATES AND CHARGES

7.1 COLLECTION OF OUTSTANDING RATES AND CHARGES

Council requires payment of rates and charges by the due date for payment of the rates or charges and it is Council's practice to pursue the collection of outstanding rates and charges diligently but with due concern for any financial hardship faced by relevant ratepayers. Council's Debt Management and Recovery Policy guides the administration process that is used in the collection of overdue rates and charges. This may include payment arrangements and/or the selection of various recovery actions including the sale of land in accordance with legislative requirements.

7.2 PAYMENTS IN ADVANCE

Council accepts payments in advance of future rate levies. Interest is not payable on any credit balances held.

7.3 PAYMENT AGREEMENTS

If satisfied that the payment of the rates or charges will cause hardship to the land owner, Council may allow property owners who are unable to pay their rates by the due date to enter into an agreement to pay by instalments according to an agreed schedule (i.e. an agreement to defer payment of rates or charges), with no recovery action being taken while the agreement is being maintained. Interest will generally not be charged on any overdue rates or charges if the agreement satisfies the criteria set down in Council's Debt Recovery Policy. An agreement may be accepted if it falls outside of the criteria set down in Council's Debt Recovery Policy, however, interest will be charged on any overdue rates or charges at the rate set by Council's annual budget resolutions.

8 DEFINITIONS

TERM	MEANING
Nil	

9 RELATED DOCUMENTS

- Debt Recovery Policy PL-FS057
- Discount Policy PL-CS073
- Rates Concession Policy PL-FS076
- Revenue Policy PL-CS013
- Supplementary Rates Policy CS-CS014
- Trade Waste Management Policy
- Trade Waste Management Plan

10 APPENDIX

10.1 APPENDIX A

Sugarloaf Private Forestry – Map A

Map A



10.2 APPENDIX B

Land Use Codes

CODE	DESCRIPTION	DEFINITION
00	Unspecified	Land not categorised by any other land use code
01A	Vacant Land - Residential	Vacant land being put to no use
01B	Vacant Land – Commercial/Industrial	Vacant land being put to no use approved for subdivision or for use as industrial or commercial land
01C	01C Vacant Land: Aerodrome	Vacant land being put to no use within a designated airfield
02	Single Unit Dwelling	Land where the primary use is as a site for a dwelling
03	Multi-Unit Dwelling Flats	The use of a parcel of land for two or more self-contained residential flats but not group or strata title
06A	Outbuildings – Residential	A parcel of land with a relatively minor shed or garage as the main structural improvement. The improvement would be a gross underdevelopment of the site.
06B	Outbuildings – Commercial/Industrial	A parcel of land, approved for subdivision or for use as industrial or commercial land, with a relatively minor shed or garage as the main structural improvement. The improvement would be a gross underdevelopment of the site.
07A	Guest House/Private Hotel	Land used primarily as an accommodation building - room only or room and meals with shared facilities or separate self-contained accommodation (not a motel) not included in 07B.
07B	Combined dwelling and guest house	Land used primarily for a private dwelling and includes commercial guest accommodation for up to 8 guests (room only or room and meals).

CODE	DESCRIPTION	DEFINITION
07C	Workers Accommodation	Land used primarily as short-term workers accommodation - room only or room and meals with shared facilities or separate self-contained accommodation
08A	Building Format Plan Primary Use Only - Residential	A parcel of land surveyed on a Building Format Plan which may include Common Property; which has attached to it a Community Management Statement and is used for residential purposes.
08B	Building Format Plan Primary Use Only - Commercial/Industrial	A parcel of land surveyed on a Building Format Plan which may include Common Property; which has attached to it a Community Management Statement and is used for commercial/Industrial purposes.
09A	Body Corporate in any strata titled scheme - Residential	Body Corporate in any strata titled scheme (community titles, group titles or building units) used for residential purposes
09B	Body Corporate in any strata titled scheme - Commercial/Industrial	Body Corporate in any strata titled scheme (community titles, group titles or building units) used for commercial/industrial purposes.
10	Combined Dwelling and Shops	Combined dwelling/multi dwelling and shops i.e. residential flats with shops but not registered on a Building Unit Plan or Group Title Plan
11A	Shop Single	A single shop without attached accommodation and may include provision for parking
11B	Single Shop – non-profit/charitable	A single shop owned and used by a charitable organisation where the dominant use is for charitable purposes
12	Shopping Group A	More than one shop and includes provision for car parking for greater than or equal to 30 spaces

CODE	DESCRIPTION	DEFINITION
13	Shopping Group B	More than one shop and includes provision for car parking for less than 30 spaces
14	Supermarket	Large self-serving shop selling foods and household goods or something resembling a supermarket especially in the variety or volume of its goods or services - with provision of greater than or equal to 30 car parking spaces
16	Shopping Centre	Shopping centre including regional, sub regional and neighbourhood centres and having more than nine shops under one roof with greater than or equal to 30 car parking spaces
17	Restaurant	Restaurants including fast food outlets
18A	Special Tourist Attraction	Any development with special recreation, historical or residential features which is intended to attract visitors (includes tourist village)
18B	Special Tourist Attraction – non profit	Any development with special recreation, historical or residential features which is intended to attract visitors (includes tourist village), run as a non-profit basis by a community organisation
21	Residential Institution (non-medical care)	Aged people's homes not predominantly medical care
22	Car Parks	An area of land which has been prepared to accommodate vehicles either below or at ground level or on suspended concrete floors
23	Retail Warehouse	Isolated large showroom, warehouse used for retail purposes
24	Sales Area Outdoors (Dealers, Boats, Cars etc.)	Dealers, boats, cars etc.

CODE	DESCRIPTION	DEFINITION
25	Professional Offices	Building with professional offices, finance, banks, lending agents and brokers which are predominantly offices
26	Funeral Parlours	Funeral parlours
27	Hospitals, Convalescent homes (Medical care, private)	Hospitals, aged peoples home nursing home, convalescent homes. Predominantly medical care
28	Warehouse and bulk stores	Warehouse and bulk stores not used for retail purposes
29	Transport terminal	Freight and/or passengers
30	Service station	Predominantly used for fuel retailing which includes fuelling area, associated fuel area, associated retail shop and associated parking area. If predominantly servicing repairs see Code 36
31	Oil Depot and Refinery	Fuel dumps or storage and oil refineries
33	Builders Yard, Contractors	Building and or garden material storage centres (not retail or hardware). Fenced area for parking heavy equipment/materials
34	Cold stores – ice works	Cold stores – ice works
35	General Industry or Medium Industry	Industrial premises that are not Light Industry – Code 36, or Heavy Industry (noxious/offensive) – Code 37A or 37B
36	Light Industry	Light service and manufacturing industries
37A	Heavy Industry (excluding abattoirs)	Industry from where a deal of offensive noise, odour, dust, etc. is produced from the business operations
37B	Heavy industry (abattoirs)	Industry from where a deal of offensive noise, odour dust is produced from abattoir operations

CODE	DESCRIPTION	DEFINITION
38	Advertising	Predominantly used for advertising
40A	Extractive (Quarry)	Any industry which extracts quarry material from the ground
40B	Extractive (Mining)	Any industry which extracts mining material from the ground
41	Child care excluding Kindergarten	Facility for safe keeping of below school age children
42	Hotel/Tavern	Premises licensed by Licensing Commission as hotel or tavern for the sale of liquor including casino
43	Motel	Building predominantly used for overnight accommodation of persons plus vehicle
44	Nurseries (Plants)	Retail of plants and associated garden material
45	Theatres Cinemas	Theatres and cinemas
47	Licensed Club	Any club with liquor licence run with a view to making a profit
48	Sports Clubs, Licensed Clubs and Facilities – non profit	All sporting/fitness/health/bowling and other clubs with or without a liquor licence run as a non-profit organisation
49	Caravan Parks	Caravan parks
50	Other Clubs Non Business	Boy Scouts/Girl Guides etc. not run as a business. Memorial Halls, QCWA, School of Arts etc. Sporting Clubs not run as a business including sports fields/area tennis courts
51	Church/Facilities	Churches, places of worship, church hall etc.
52	Cemeteries (includes Crematoria)	Cemeteries (includes Crematoria)
55	Library	Library
56	Show Ground, Race Course, Airfield	Show Ground, Race Course, Airfield

CODE	DESCRIPTION	DEFINITION
56A	Hanger with caretaker accommodation	Private airfield hanger with caretaker accommodation within a designated airfield area
56B	Hanger Private	Private airfield hanger within a designated airfield area
56C	Hanger Commercial	Commercial airfield hanger within a designated airfield area
57	Parks, Gardens	Parks and gardens including undeveloped parkland
58	Educational including Kindergarten	University, tertiary, state and private, residential colleges/school and non-residential school, kindergarten
60	Sheep Grazing and/or Breeding	Growing and/or selling young and mature stock for meat or wool – includes associated studs
65	Cattle Grazing Breeding and Fattening	Mixture of growing and/or selling young and mature stock – includes associated studs. Does not include cattle feedlots approved for greater than 2,000 cattle.
66	Cattle feedlots	An intensive cattle farming operation with the intention of growing and finishing cattle for market. The number of cattle held will be greater than 2,000.
67	Goats	Goat studs and dairies
69	Dairy Cattle	Supplying to milk factory – includes feedlot dairies
71	Oil Seed	Safflower, sunflower linseed etc.
72A	Section 25 Valuation Vacant Land – Residential	Vacant land subdivided under Section 25 of the valuation of Land Act
72B	Section 25 Valuation Vacant Land – Commercial/Industrial	Vacant land subdivided under Section 25 of the valuation of Land Act - approved for use as industrial or commercial land
73	Grains	All grains including wheat, barley, oats, maize, rye etc.


CODE	DESCRIPTION	DEFINITION
74	Turf Farm	Growing turf for the purpose of harvesting and sale
76	Tobacco	Land used for the cultivation of tobacco
77	Cotton	Land used for the cultivation of cotton
78	Rice	Land used for the cultivation of rice
79	Orchards	Includes all orchards – citrus, exotic fruit, stone fruits and other fruits and nuts etc.
82	Vineyards and Wineries	Land used for the cultivation of grapes, for table or wine production
83	Small Crops and Fodder	All vegetable and small crop items including strawberries (also includes legumes and other improved pasture, used for fodder or stock breeding purposes)
85	Pigs	The breeding and/or growing and/or fattening of pigs in an open range environment. Does not include piggeries approved to hold over 5,000 pigs.
85A	Piggery	An intensive pig farming operation with the intention of growing and finishing pigs for market. The number of pigs held will be greater than 5,000.
86	Horses	The breeding and/or growing of horses including for stud purposes, including predominantly stables
87	Poultry	Includes breeding, plus the growing for meat and/or egg production either in a controlled environment or by open runs for approvals of less than 50,000 birds
87A	Poultry Farm/Hatchery	An intensive bird farming operation with the intention of hatching or raising poultry for the egg or meat market. The number of birds held will be greater than 50,000.

CODE	DESCRIPTION	DEFINITION
88A	Forestry and logs	Growing for the purposes of harvesting areas of natural and/or plantation hardwood or softwood owned either privately or by the Crown not located within the boundary of Map A
88P	Forestry and logs – Sugarloaf Private Forestry	Growing for the purposes of harvesting areas of natural and/or plantation hardwood or softwood owned either privately or by the Crown within the Sugarloaf Private forestry, located within the boundary of Map A
89A	Kennels and Catteries	Dog kennels, cattery and permanent pounds
89B	Animals special	Any animal not listed above e.g. deer farms, crocodile farms etc. (includes quarantine stations, cattle dips)
91A	Transformers	Transformer and substation, television/radio, transmission towers
91B	Energy Generation	Land Used for energy generation e.g. solar, wind, etc.
92	Defence Force Establishment	Defence force establishment
95	Reservoir, Dam, Bore Pipeline	Reservoir, Dam, Bore, Pipeline – includes permanent pump site
96	Public Hospital	Public hospital
97	Welfare home/institution	Child/Adult welfare institution
99	Community Protection Centre	Ambulance centre, fire station, state emergency service and headquarters, air sea rescue station, coast guard

RATE CONCESSIONS POLICY

PL-FS076

RATE CONCESSIONS POLICY

POLICY NUMBER	PL-FS076
DIRECTORATE:	Customer and Organisational Services
SECTION:	Financial Services
RESPONSIBLE MANAGER:	Chief Financial Officer
DATE ADOPTED:	28 June 2017
DATE TO BE REVIEWED:	30 June 2026
DATE REVIEWED:	26 June 2025
APPROVED BY:	

REVISION RECORD

Date	Version	Revision description
19/06/2018	2	Reviewed – Invasive Pest Control rebate adjusted and Public amenities on leased government property rebate added
27/03/2019	3	Reviewed tank rebate
22/05/2019	4	Reviewed tank rebate
23/10/2019	5	Review document
27/11/2019	6	Update Policy name and review document
17/01/2020	7	Update policy for water tank rebate
22/07/2020	8	Update policy name, add water relief & home haemodialysis provisions and reviewed
23/06/2021	9	Review document, remove Covid-19 & IPCSR concession, add Warwick Polocrosse and subdividers valuation concession
30/07/2021	10	Update hardship
27/10/2022	11	Add Amosfield Road and Condamine River Sports Group concession
23/08/2023	12	Add Orchards & Vineyards and Small Crops & Fodder concession
25/10/2023	13	Add Private Forestry concession

03/06/2024	14	Reviewed and aligned the document to the FY24/25 Revenue Statement
31/10/2024	15	Amend section 5.1 NFP and 5.4 Financial Hardship
25/06/2025	16	Removed Aged Care Facilities concession



CONTENTS

1	Policy background	6
2	Purpose	6
3	Scope.....	6
4	Legislative Context	6
5	rate concessions.....	7
5.1	Not-For-Profit/Charitable Organisations.....	7
5.1.1	Eligibility.....	7
5.1.2	Applications	7
5.1.3	Amount of Rebate for Not-For-Profit/Charitable Organisations.....	8
5.2	Permits to Occupy Pump Sites and Separate Pump Site Assessments.....	9
5.3	Leased Council Vacant Land.....	9
5.4	Financial Hardship	9
5.4.1	Major Medical Situations.....	9
5.4.2	Unusual and severe circumstances.....	10
5.5	Water Charges - Relief from Water Consumption	10
5.5.1	Criteria for Water Consumption Relief	11
5.5.2	Application for Water Consumption Relief.....	11
5.5.3	Calculation of Rebate Amount.....	12
5.5.4	Subsequent Applications for Water Consumption Relief	13
5.6	Water Charges - Home Haemodialysis Water Allowance	13
5.6.1	Criteria for Water Allowance	13
5.6.2	Calculation of Water Allowance.....	13
5.6.3	Ceasing of Allowance	14
5.7	PID 107525 – 112 Amosfield Road.....	14
5.8	Condamine River Sports Group Inc.....	14
5.9	Other.....	14
6	Definitions.....	14

7	Related Documents.....	16
8	Appendix	16



1 POLICY BACKGROUND

Council levies property rates and charges pursuant to the *Local Government Act 2009* and the *Local Government Regulation 2012*. Council requires payment of such rates and charges within the specified period. It is Council's policy to levy and pursue the collection of all outstanding rates and charges diligently but with due concern for the following:

- Financial hardship which may be faced by some members of the community;
- Economic development of the region; and
- Cultural, environmental, historic, heritage or scientific significance within the region.

Chapter 4, Part 10 of the *Local Government Regulation 2012* (the Regulation) allows local governments to relieve some of the above concerns by granting ratepayer/s a concession for rates or charges.

Section 121 of the Regulation only allows the following types of concessions:

- a. A rebate of all or part of the rates or charges;
- b. An agreement to defer payment of rates or charges;
- c. An agreement to accept a transfer of unencumbered land in full or part payment of the rates or charges.

2 PURPOSE

This policy aims to establish guidelines to assess requests for rates and charges concessions in order to alleviate the impact of rates and charges.

This policy has been developed to ensure consistency in the determination of concessions for rate and charges with respect to Chapter 4, Part 10 of the *Local Government Regulation 2012*.

In considering the application of concessions Council will be guided by the principles of:

- Equity, by having regard to the different levels of capacity to pay within the local community
- The same treatment for ratepayers with similar circumstances.
- Transparency by making clear the requirements necessary to receive concessions.
- Flexibility to allow Council to respond to local economic issues.

Consideration may be given by Council to granting a class concession in the event all or part of the Southern Downs Regional Council area is declared a natural disaster area by the State Government.

3 SCOPE

This policy applies to any person, group or organisation seeking rebates and concessions for rates and/or charges.

The scope of this policy is limited to rate concession types under section 121(a) and 121(b) of the *Local Government Regulation 2012* being:

- a. A rebate of all or part of the rates or charges; and/or
- b. An agreement to defer payment of rates or charges.

Concession or rebates for general fees and charges or other items not covered under chapter 4 part 10 of the Regulation are outside the scope of this policy.

This policy supersedes any previous ongoing concessions granted by Council.

4 LEGISLATIVE CONTEXT

- *Local Government Regulation 2012* – Chapter 4, Part 10

5 RATE CONCESSIONS

Rate concessions are considered for the following ratepayers' categories.

5.1 NOT-FOR-PROFIT/CHARITABLE ORGANISATIONS

Pursuant to sections 120(1)(b)(i), section 121(a), and section 122(1)(b), (4), (5) and (6) of the *Local Government Regulation 2012*, Council grant a concession to approved organisations whose objectives do not include the making of profit and who provide services to their membership and the community.

The granting of rate concessions under this section ends three years after the current application is approved; upon change of ownership; or upon the change of the purpose for which the property is used (as determined by an authorised Council Categorisation Officer) whichever is the sooner. Subsequently a new application for rate concession is required to be submitted.

5.1.1 ELIGIBILITY

Not-For-Profit/Community Organisation – An incorporated body who:

- Does not include the making of profit in its objectives;
- Is located within the Council area and the majority of its members reside in the Council area;
- Does not receive income from gaming machines, gambling activities and/or does not hold a commercial liquor license (community liquor license/permits allowed);
- Is the owner, lessee or life tenant of the property and is the incorporated bodies main grounds/base/club house or residence;
- Has, either solely or jointly with a co-owner, the legal responsibility for the payment of rates and charges which are levied in respect of the property;
- Does not have any Community Grant acquittals or refunds outstanding as per PL-CS075 Grants to Community Policy;
- Is not a religious, State or Federal body or entity or educational institution;
- Does not receive another concession for rates or charges separately or under this policy;
- Does not pay any monies to board members or any other financial incentive to such including but not limited to share entitlements (excludes reimbursement of expenses).

Council will not allow any rate concession where there is either an actual or perceived competitive advantage obtained by the 3rd party through Council allowing such a concession. Should an applicant only have part ownership of the property the Council rebate is similarly reduced.

5.1.2 APPLICATIONS

Applications must be submitted on the appropriate form. The form must be completed by the applicant and must be supported by any information required to assist in the decision-making process. Such information includes:

- The organisation's constitution;
- Tax status;
- Most recent audited Financial Statements; and
- Primary activities carried on by the organisation.

Eligibility for a concession is assessed by Council triennially prior to the issue of the first rate notice each financial year (generally June/July). Organisations not provided with a concession, and believe they meet the relevant criteria, may apply for approval at any time. If an application is approved by Council, concessions are applied from the beginning of the current rating period (concessions are not applied retrospectively).

5.1.3 AMOUNT OF REBATE FOR NOT-FOR-PROFIT/CHARITABLE ORGANISATIONS

Category	Organisations Include	General Rates	Separate Rates/Charges	Special Rates/Charges	Water Access Charges	Water Consumption Charges	Sewerage Charges	Annual Cap
1. Organisations which rely mainly on volunteer labour, excluding properties used as a shop, office, gallery, sales area or other commercial like activity (including rental properties)	Senior Citizens Clubs	100%	0%	0%	50%	0%	50%	N/A
	QCWA							
	Sporting and other clubs							
	Showgrounds & Racecourses	N/A *	N/A *	N/A *	50%	0%	50%	N/A
	Rural Fire Brigades	100%	100%	100%	100%	0%	100%	N/A
2. Properties used as a shop, office, gallery, sales area or other commercial like activity		100%	0%	0%	25%	0%	25%	N/A
* Exempt under <i>Local Government Act 2009</i> section 93(3)(h)								

5.2 PERMITS TO OCCUPY PUMP SITES AND SEPARATE PUMP SITE ASSESSMENTS

Pursuant to sections 120(1)(c), section 121(a), and section 122(1)(b), (5) and (6) of the *Local Government Regulation 2012*, Council grant a concession by way of a rebate of 50% of the general rate subject to the conditions below:

- A permit to occupy for a pump site has been issued;
- The permit to occupy is not valued with other rateable land; and
- Where the total assessable area is 25 square meters or less.

Council is satisfied that such circumstances justify the exercise of the rebate power.

5.3 LEASED COUNCIL VACANT LAND

Pursuant to sections 120(1)(c), section 121(a), and section 122(1)(b), (5) and (6) of the *Local Government Regulation 2012*, Council grant a concession to lessees of Council land by way of a rebate of 100% of the general rate, separate charges and special charges subject to the conditions below.

1. The land is owned or held as Trustee by Council; and
2. The land is leased to another person; and
3. The land is vacant; and
4. The land is not used for any business or commercial/industrial purpose (excluding a grazing lease); and
5. The land is not valued with other rateable land held by the lessee.

Council is satisfied that such circumstances justify the exercise of the rebate power.

5.4 FINANCIAL HARDSHIP

Pursuant to sections 120(1)(c), section 121(a) and (b), and section 122(1)(b), (5) and (6) of the *Local Government Regulation 2012*, Council may grant a concession to ratepayers who are having difficulty in paying their rates in one of the following circumstances:

1. Major medical situation; or
2. Unusual and severe circumstances.

The concession is granted by way of waiving any interest charges accrued in the current financial year and deferral of all interest charges and legal recovery from the date of application until 30 June of the current financial year subject to compliance by the ratepayers with the conditions below.

1. The property is included in one of the following differential general rating groups:
 - a. Residential; or
 - b. Primary Production.
2. The property is the ratepayers principal place of residence;
3. The ratepayer completes the form “Hardship Application for Rates Deferral”;
4. The deferral of interest charges and legal recovery expires annually and the ratepayer must make a new application if the situation continues;
5. The levied rates and charges on the property are still required to be paid in full;
6. The nature of applications for concession is generally determined on a case-by-case basis against the principles outlined in this policy;
7. Where the rate payer has shown a history of payment defaults the reasons as to why these have occurred need to be clearly explained within the application;
8. Where an application is made in the last quarter of the financial year, the application will be approved to 30 June of the following financial year.

5.4.1 MAJOR MEDICAL SITUATIONS

Where a ratepayer is having difficulty in paying their rates due to them and/or associated persons (spouse/children/parents) suffering from one of the following major medical situations:

1. Illness involving long term hospitalisation;
2. Incapacitation;
3. Major trauma (e.g. accident);
4. Life threatening illness (e.g. terminal cancer); or
5. Emergency operation

The concession is granted, subject to compliance by the ratepayers with the conditions below.

The ratepayer must complete and submit an application for deferral concession with the following details:

- a. Details of the relevant major medical situation as listed above;
- b. If the circumstances involve an associated person, how that affects the ratepayers ability to pay;
- c. The date and duration of the major medical situation; and
- d. Supporting letter/statement by doctor/medical practitioner confirming the major medical situation.
- e. Details on advice sought from a Financial Counsellor if applicable.

Any application made for a deferral concession under major medical situations may be approved by the Chief Executive Officer or as delegated.

5.4.2 UNUSUAL AND SEVERE CIRCUMSTANCES

Where a ratepayer is having difficulty in paying their rates due to them and/or associated persons (spouse/children/parents) suffering from unusual and severe circumstances. These may include:

1. Sudden and unexpected loss of income;
2. Sudden and unexpected major expenditure;
3. Other unusual and severe circumstance.

The concession is granted, subject to compliance by the ratepayers with the conditions below:

1. The ratepayer must seek advice from a Financial Counsellor
2. The ratepayer must complete and submit an application for deferral concession with the following details:
 - a. Details of the relevant unusual and severe circumstance;
 - b. The date and duration of the circumstance;
 - c. Details on advice sought from a Financial Counsellor;
 - d. If the circumstances involve an associated person, how that affects the ratepayer's ability to pay; and
 - e. The circumstances must demonstrate unusual and severe difficulty rather than the usual frustrations and trials to which other ratepayers or similar organisations are subjected to from time to time.

Any application made for a deferral concession under unusual or severe circumstances may be approved by the Chief Executive Officer or as delegated.

5.5 WATER CHARGES - RELIEF FROM WATER CONSUMPTION

Pursuant to sections 120(1)(c), section 121(a), and section 122(1)(b), (5) and (6) of the *Local Government Regulation 2012*, Council will grant a concession to property owners who have higher than usual water consumption due to an unapparent plumbing failure within the property owners infrastructure (to a maximum of 250 kilolitres) OR a plumbing failure to Council's water infrastructure leading to consumption being recorded on the applicable meter by way of a partial rebate of the water consumption charge for a single water billing period subject to the criteria and calculation below. If a plumbing failure affects two or more water billing periods, any approved rebate will be calculated for the one billing period when the application was made. No concession will be considered where a Smart Meter has been installed at the property for more than 6 months or where the rebated kilolitres is 10 kilolitres or less.

5.5.1 CRITERIA FOR WATER CONSUMPTION RELIEF

1. To qualify for relief, the property owner must clearly demonstrate that:
 - a. The quantum of the water consumption charge levied was as a consequence (upon investigation) of:
 - i. An unapparent plumbing failure of the property owners water infrastructure; or
 - ii. A plumbing failure of Council water infrastructure; and
 - b. When the owner of the property became aware of the unusually high water consumption on the property, all reasonable steps were taken to locate and repair that failure without delay. Council allows five (5) business days for the property owner to investigate the water loss and an additional ten (10) business days to have any leaks repaired. This timeframe begins from the date that the property owner became aware of the potential water loss. Applications with investigations and repair outside of these timeframes may not qualify for relief.
 - i. A property owner can become aware of the potential water loss through their own investigations, advice from Council via phone or notices (see below) or other external party;
 - ii. Council will deem the owner aware of the potential water loss five (5) business days after the issue of a written notice detailing actual or suspected water usage/loss. A notice includes a rate notice, a high water usage letter or any correspondence from Council to the owner notifying that there could be a leak on the property. Notification via telephone or email is deemed notified on day of call or email sent date;
 - iii. Investigation of water loss can include conducting a water leak test and/or arranging for a plumber on site to conduct a water leak test and further investigations.
 - c. For property water infrastructure - The repair was carried out by a licensed plumber who confirms that the water loss was, in the plumber's opinion, due to an unapparent plumbing failure. This must be proven by obtaining a report from the plumber that assessed the property, or
 - i. If the failure requires the expertise of a technician other than a licenced plumber (e.g. a leaking air conditioner may require an electrician, not a plumber), the repair and report can be provided by a suitable licensed contractor.
 - d. For Council water infrastructure - The repair was carried out by or inspected by Council who confirms that the water loss was due to the failure of Council infrastructure.
2. If the failure is found on a property connected to untreated dam water no plumbers report is necessary. A letter from the property owner stating the nature of the failure and steps taken to locate and repair the failure must accompany the application.
3. The owner must apply for relief on or prior to 30 days after the due date for payment of the relevant water consumption charge. Any applications made after the above date will not be considered.
4. If water infrastructure from the water meter to the ratepayer's property runs through multiple lots, regardless if the lots are owned by the same owner, evidence of regular monitoring of the water line must be conducted in order to apply for relief from water consumption.

5.5.2 APPLICATION FOR WATER CONSUMPTION RELIEF

An "Application for Relief from Water Consumption Charges" form (the application form) must be completed and forwarded to Council with the relevant documentation from the plumber/contractor that assessed the property (e.g. report and tax invoice). The submission of an application form will not:

- Extend a due date for payment;
- Halt any applicable interest charges that may be incurred; or
- Halt any debt recovery processes.

5.5.3 CALCULATION OF REBATE AMOUNT

If the property owner clearly meets the requirements of Section 5.5.1 the rebate amount will be credited to the property owner's rate account. The rebate will be calculated by one of the following methods:

5.5.3.1 Property Water Infrastructure

The water loss was a direct result of an unapparent plumbing failure in the property owner's infrastructure (property side of the meter), the calculations of the rebate amount will be as follows:

$(A - B) \times 50\% = \text{Rebated Daily Average (DA)}$

A = The DA consumption in the application period

B = Average DA consumption on 3 previous readings

Rebated DA x number of days in the application period = rebated kilolitres (minimum 10 kilolitres to a maximum of 250 kilolitres).

Rebated kilolitres x property's current water consumption charge per kilolitre = rebate amount to be applied to the property.

5.5.3.2 Council Water Infrastructure

The water loss was a direct result of a plumbing failure in Council water infrastructure, the calculations of the rebate amount will be as follows:

$(A - B) = \text{Rebated Daily Average (DA)}$.

A = The DA consumption in the application period

B = Average DA consumption on 3 previous readings

Rebated Daily Average x number of days in the application period = Rebated kilolitres (minimum 10 kilolitres)

Rebated kilolitres x property's current water consumption charge per kilolitre = Rebate amount to be applied to the property

5.5.3.3 Average Kilolitres

Where the following has occurred within the previous three (3) reading periods the applicable daily average kilolitre (item B) calculation will be used:

1. A new water meter was installed - the daily average consumption will be calculated based from the installation date of the current water meter;
2. A change of ownership has occurred - the daily average consumption will be calculated based on from the closest reading to the change of ownership date;
3. Where a new water meter has been installed and a change of ownership has occurred - the average daily usage will be calculated on the later of the two;
4. Council may obtain water meter readings after the repair if an accurate previous daily average usage is unable to be obtained. This will overrule all other conditions listed above.

5.5.3.4 Levelled Water Consumption Charges

If the property consumption includes an amount in a second level water charge, the current water consumption charge will be calculated on the second level portion first followed by any first level portion if required.

5.5.4 SUBSEQUENT APPLICATIONS FOR WATER CONSUMPTION RELIEF

This policy only covers one claim per five (5) year period per property. Any subsequent applications for relief on a property made within a 5 year period of a previous application, regardless of whether relief was allowed in the first instance, will be considered by:

- For the second application - the Chief Executive Officer or delegated officer.
- For the third or more application – at an Ordinary Council Meeting.

A subsequent application received after 5 years from the date of the first application is seen as a new application.

For any subsequent application (including outside of the 5-year period), the application will **NOT BE** accepted unless the applicant can prove to the Council's satisfaction that usage has been monitored (e.g. recorded water meter readings including dates readings obtained) on a regular (at least monthly) basis. If a change of ownership has occurred within the 5-year period, the monitoring requirement may be waived.

5.6 WATER CHARGES - HOME HAEMODIALYSIS WATER ALLOWANCE

Pursuant to sections 120(1)(c), section 121(a), and section 122(1)(b), (5) and (6) of the *Local Government Regulation 2012*, Council will grant a concession to property owners who receive regular treatment on a haemodialysis machine at home by way of a partial rebate of the water consumption charge subject to the criteria and calculation below.

5.6.1 CRITERIA FOR WATER ALLOWANCE

This policy will apply where:

1. The haemodialysis patient resides permanently at the nominated address within the Southern Downs Regional Council area.
 2. The haemodialysis patient receives their regular treatment on a haemodialysis machine at home (the nominated address) and not through a hospital or other haemodialysis centre.
 3. The doctor, renal specialist or a Queensland Health haemodialysis centre manager provides a supporting letter confirming the patient as receiving haemodialysis treatment at home.
 4. The Home Haemodialysis Water Allowance application form must be submitted to Council with the relevant documentation from the doctor, renal specialist or Queensland Health haemodialysis centre manager. This documentation must advise the timeframe (e.g. hours required) and regularity of the treatment.
 5. Home Haemodialysis Water Allowances expire annually at the end of every financial year (30 June). A new application must be submitted at the beginning of each financial year for consideration.
 6. The patient authorises Council to provide the relevant Council Officers with their contact details (address and phone number/s) to facilitate contact during emergency or fault situations. Council will use its best endeavours to ensure that confidentiality is maintained.
- If there is to be a planned interruption to the water supply, Council will endeavour to inform the haemodialysis patient, as a matter of priority, of the interruption to supply.
 - In emergency or fault situations, Council Officers will endeavour to communicate with and assist affected haemodialysis patients to minimise disruptions to their treatment.
 - Council will ensure that the necessary repairs are carried out as a high priority.

Haemodialysis patients need to ensure that they have been suitably trained by their dialysis care provider on how to manage interruptions to their water supply.

5.6.2 CALCULATION OF WATER ALLOWANCE

Council will provide an allowance of equal to 65 kilolitres per reading period, calculated at the first level of the relevant water consumption rate (tariff) of the property.

This amount will be applied as a credit to the property before the Rate Notice is issued to the ratepayer.

If the patient receiving the home haemodialysis treatment is not the property owner, the patient will have no claim with Council to have this credit refunded directly to them.

5.6.3 CEASING OF ALLOWANCE

The applicant or patient must advise Council in writing of the date that the home haemodialysis ceased by any of the following reasons:

1. If the home haemodialysis patient relocates within the Southern Downs Regional Council area, a new Home Haemodialysis Water Allowance application is required to be completed and submitted to Council. Once eligibility is confirmed, Council will apply a pro-rata adjustment of the allowance based on the date supplied on the new application.
2. If the home haemodialysis patient relocates outside of the Southern Downs Regional Council area, it is the applicant/patient's responsibility to advise Council in writing of the date that the treatment ceased at the property. Council will apply a pro-rata adjustment of the allowance based on the date supplied.
3. In the unfortunate event that the home haemodialysis patient passes away, Council will allow the water allowance on the next Rate Notice to be issued to the property. The allowance will cease after that Notice has been issued.
4. If Council is not notified that the home haemodialysis treatment has ceased, Council will remove the allowance at the start of the forthcoming financial year and any allowances already granted will be reversed and will become due and payable.

5.7 PID 107525 – 112 AMOSFIELD ROAD

Pursuant to sections 120(1)(c), section 121(a), and section 122(1)(a) of the *Local Government Regulation 2012*, Council grant a concession to property at 112 Amosfield Road, Stanthorpe (PID 107525) by way of 100% rebate of all Council rates and charges, but excluding the Emergency Management Levy. The concession is granted due to the ongoing dispute in relation to the land being on the Environmental Management Register.

The granting of rate concessions under this section commences from 1 July 2021 and ends upon the Chief Executive Officer considers the matter finalised or upon change of ownership of the property, whichever is the sooner.

Council is satisfied that such circumstances justify the exercise of the remission power.

5.8 CONDAMINE RIVER SPORTS GROUP INC.

Pursuant to sections 120(1)(b)(i) and (c), section 121(a), and section 122(1)(b), (5) and (6) of the *Local Government Regulation 2012*, Council grant a concession to the Condamine River Sports Group and its member clubs which lease land from Council located at or near Queens Park and St Mark's Park, Warwick on the banks of the Condamine River by way of 100% rebate of utility charges and (potable) water consumption charges.

The granting of rate concessions under this section commences from 1 July 2022 and ends on 30 June 2032 or upon cancellation of the lease, whichever is the sooner.

Council is satisfied that such circumstances justify the exercise of the rebate power.

5.9 OTHER

Other rebate or rate deferral requests will be assessed on their individual merits. Council reserves the right to limit rate increases under special arrangements made with Council pursuant to Section 116 of the *Local Government Regulation 2012*.

6 DEFINITIONS

TERM	MEANING
Hardship	When payment of due rates and charge was made, the ratepayer would be left unable to provide for themselves, their family or other dependents the following: <ol style="list-style-type: none"> 1. Food; 2. Accommodation; 3. Clothing; 4. Medical treatment; 5. Education; 6. Other basic necessities.
Unusual	Not habitually or commonly occurring or done. Rarely occurring or appearing: infrequent, occasional, rare, sporadic, uncommon
Severe	Very serious, harsh, unnecessarily extreme, demanding, exacting
Unapparent plumbing failure	The structural failure of a supply pipe, the water loss resulting from which is not readily evident upon any exposed surface
Council water infrastructure	Water network assets leading up to and including the water meter but excludes push fit fittings on property owner/s side of the meter installed after April 2024
Property ownership	A full change of owner/s since the last application made will be seen as a full change of ownership. If there is a continued ownership presence, this will not be seen as a property ownership change i.e. If there are 2 owners and owner 2 sells their share to owner 1, this is not a full change of ownership.
Nominated Address	The address that the home haemodialysis patient resides and receives the home haemodialysis treatment.
Haemodialysis	The use of a machine by people with chronic kidney disease which performs the function of pumping the patient's blood through a dialyser. The machine uses considerable volumes of water in this process.
Home Haemodialysis	The use of a Haemodialysis machine at home by people with chronic kidney disease
Reading Period	Water meters are read every 6 months, equating to a period of approximately 26 weeks.
Allowance Period	The Allowance Period is based on a financial year e.g. 1 July to 30 June. The Allowance expires annually on 30 June.
Application Period	The application period for relief calculation, is the full reading period that the Relief from Water Consumption Charges has been applied for.

7 RELATED DOCUMENTS

- PL-FS013 – Revenue Policy
- PL-FS013 – Revenue Statement
- PL-FS057 – Debt Recovery Policy
- PL-CS014 – Supplementary Rates Policy


8 APPENDIX

Nil

INVESTMENT POLICY

PL-CS018

INVESTMENT POLICY

POLICY NUMBER	PL-CS018
DIRECTORATE:	Customer and Organisational Services
SECTION:	Financial Services
RESPONSIBLE MANAGER:	Chief Financial Officer
DATE ADOPTED:	6 October 2009
DATE TO BE REVIEWED:	30 June 2026
DATE REVIEWED:	25 June 2025
APPROVED BY:	

REVISION RECORD

Date	Version	Revision description
30/07/2012	1	Annual Review
07/11/2013	2	Annual Review. Format changed to reflect new Southern Downs Regional Council Policy template. Legislative references updated. Definition amended.
02/02/2015	3	Annual Review
25/05/2016	4	Annual Review
26/06/2018	5	Annual Review
16/05/2019	6	Annual Review
22/07/2020	7	Annual Review
27/06/2022	8	Annual Review
30/06/2023	9	Annual Review
30/06/2024	10	Annual Review
25/06/2025	11	Annual Review

CONTENTS

1	Background	4
2	Purpose	4
3	Scope.....	4
4	Legislative Context	4
5	Policy Details	4
6	Investment Terms.....	5
7	Definitions	5
8	Related Documents.....	5
9	Appendix	5



1 BACKGROUND

Under section 191 of the *Local Government Regulation 2012*, Council is required to prepare and adopt an Investment Policy.

Council has a low risk philosophy on investments. Council's investment portfolio typically consists of low risk, short term investments offering the highest rate of return for that type of investment.

As well as having responsibilities under the *Local Government Regulation 2012*, Council also has responsibilities under the *Statutory Bodies Financial Arrangements Act 1982* and its associated regulation, the *Statutory Bodies Financial Arrangements Regulation 2019*.

Section 47 of the *Statutory Bodies Financial Arrangements Act 1982* requires that:

- (1) A statutory body must use its best efforts to invest its funds:
 - a) at the most advantageous interest rate available to it at the time of the investment for an investment of the proposed type; and
 - b) in a way it considers most appropriate in all the circumstances.
- (2) The statutory body must keep records that show it has invested in the way most appropriate in all the circumstances.

2 PURPOSE

To provide Council with a contemporary investment policy based on an assessment of market and liquidity risk within the legislative framework of the *Statutory Bodies Financial Arrangements Act 1982* and Regulations 2019.

3 SCOPE

This policy applies to the investment of all funds held by the Southern Downs Regional Council.

4 LEGISLATIVE CONTEXT

- Local Government Regulation 2012
- Statutory Bodies Financial Arrangements Act 1982
- Statutory Bodies Financial Arrangements Regulation 2019

5 POLICY DETAILS

All investments are to be denominated in Australian dollars.

Whenever an investment is proposed, a minimum of three (3) quotes will be obtained from authorised institutions achieving a Standard & Poor's or Moody's minimum rating of "BBB+" or "Baa3". The QTC Cash Fund must be included as one of these quotes.

The institution offering the best quote, net of costs, will generally be successful in attracting Council's investment. Council may deviate from this arrangement in situations where it wishes to support local financial institutions whose investment interest rate may not exactly match its larger competitors.

The maximum amount invested in any one institution will not exceed thirty (30) percent of the total of Council funds invested annually. The purpose of this requirement is to minimise Council's risk exposure. Queensland Treasury Corporation is exempt from the thirty (30) percent maximum investment limit.

Officers responsible for investing local government funds must act with a duty of care, skill, prudence and diligence that a prudent person would exercise when investing and managing their own funds

For Building Societies and Credit Unions such as the Warwick Credit Union that are unrated by Standard & Poor's or Moody's and are included in the Council's pool of potential institutions, the Financial Services Coordinator is to conduct a financial analysis of these institutions to ensure prudent financial decision are made to mitigate Council's financial risk prior to any investments.

An investment register must be updated on a weekly basis and a monthly report will be provided to Council highlighting the current investment performance. The report will also detail investment income generated compared to the budget estimate of interest income.

For audit purposes, certificates must be obtained from the financial institution holding the funds, confirming the amounts of investment held on Council's behalf at June 30 each year.

If an investment is downgraded below the rating prescribed under this policy, it is to be divested as soon as possible.

6 INVESTMENT TERMS

Council's investment portfolio should be realisable, without penalty, in a reasonable time frame. The term to maturity of Council's investments must not exceed one year.

Authorised investments include:

- Deposits with an Authorised Deposit taking Institution (ADI);
- Investment arrangements accepted, guaranteed or issued by or on behalf of the Commonwealth Government, the Queensland Government, or a financial institution;
- Investments with the Queensland Investment Corporation (QIC) Cash Funds, Queensland Treasury Corporation (QTC) Cash Funds or 11am Fund;

An investment arrangement with a minimum of "BBB+" or "Baa3" rating according to Standard & Poor's or Moody's that is at call or has a fixed term of no greater than one year.

7 DEFINITIONS

TERM	MEANING
Investments	Arrangements prescribed under Section 44 of the <i>Statutory Bodies Financial Arrangements Act 1982</i> and that are acquired or undertaken for the purpose of producing income and/or capital gain.

8 RELATED DOCUMENTS

- PL-FS013 - Revenue Policy
- Financial - Accounting Standards

9 APPENDIX


Nil



DEBT POLICY

PL FS005

DEBT POLICY

POLICY NUMBER	PL FS005
DIRECTORATE:	CUSTOMER AND ORGANISATIONAL SERVICES
SECTION:	Financial Services
RESPONSIBLE MANAGER:	Chief Financial Officer
DATE ADOPTED:	2 July 2015
DATE TO BE REVIEWED:	30 June 2026
DATE REVIEWED:	25 June 2025
APPROVED BY:	

REVISION RECORD

Date	Version	Revision description
25/04/2016	1	Reviewed
13/09/2018	1	Reviewed
16/05/2019	1	Reviewed
22/07/2020	3	Reviewed
27/06/2022	5	Reviewed
12/07/2023	6	Reviewed
3/06/2024	7	Reviewed
22/5/2025	8	Reviewed

2

DEBT POLICY | PL FS005

CONTENTS

- 1 Purpose 4
- 2 Scope..... 4
- 3 Legislative Context 4
- 4 Policy Details 4
 - 4.1 External Loans..... 4
 - 4.2 Internal Loans 4
- 5 Definitions 5
- 6 Related Documents..... 5
- 7 Appendix 5



1 PURPOSE

The purpose of this Policy is to enunciate Council's proposed borrowing program for the budgeted year, and the nine years beyond the budget year, as required by Section 192 of the *Local Government Regulation 2012*.

Each year, Council is required to prepare a Debt Policy which outlines the extent of proposed borrowings for the budget year and nine years beyond the budget year, and the time over which the local government plans to repay existing and new borrowings.

2 SCOPE

This Policy applies to all loan borrowings of Council during the 2025/26 financial year.

3 LEGISLATIVE CONTEXT

Section 192 of the *Local Government Regulation 2012*

Statutory Bodies Financial Arrangements Act 1982

4 POLICY DETAILS

4.1 EXTERNAL LOANS

- a. Borrowing will be undertaken in accordance with Queensland Treasury Corporation guidelines and the Statutory Bodies Financial Arrangements Act 1982.
- b. Council will borrow in circumstances where there are insufficient funds available from revenue, grants, subsidies or specific reserves primarily established (if applicable) to fund capital works.
- c. Borrowing will be for a period which is less than or equal to the estimated useful life of the related asset(s). However, in the case of road, water, waste and sewerage infrastructure with useful lives ranging from 20 to 60 years the term will be limited to between 7 and 20 years, unless longer terms are recommended by the Queensland Treasury Corporation.
- d. Existing loans will continue to be discharged at the initial repayment terms and interest rates, unless the repayment terms are altered by the Queensland Treasury Corporation.
- e. Council will not borrow to fund operational activities.
- f. Proposed new debt is outlined in Appendix A.

4.2 INTERNAL LOANS

- a. The provision of internal loans will depend on the availability of excess Council funds and the capacity of the internal business unit to repay the loan.
- b. All applications for internal loans will be made by reference to the Finance Section for consideration in accordance with the Long-Term Financial Plan.
- c. The term of the loan will be limited to 5 - 20 years unless determined otherwise.
- d. In all cases, where business units are subject to the provisions of the National Competition Policy, the cost to the business unit will be no less than what would apply to an equivalent private sector business.

- e. The interest rate will be the sum of:
- the equivalent QTC borrowing rate for the proposed term;
 - the QTC administration charge; and
 - an additional margin as determined by Finance (if required).

5 DEFINITIONS

Nil

6 RELATED DOCUMENTS

Strategic Asset Management Plans

Long Term Financial Forecast

7 APPENDIX

The timing and amount of future loans is anticipated as follows:


FINANCIAL YEAR	DEPARTMENT/BUSINESS UNIT	AMOUNT (\$)
2025/26	Water	\$2,500,000
2026/27	Water	\$2,980,000
2027/28	Water	\$2,200,000
	Sewerage	\$6,000,000
2028/29	Water	\$3,200,000
	Sewerage	\$6,800,000
2029/30	Water	\$8,400,000
2030/31	Water	\$9,000,000
2031/32	Water	\$1,560,000
2034/35	Water	\$5,174,000



Debt Recovery Policy

PL-FS057

DEBT RECOVERY POLICY

POLICY NUMBER	PL-FS057
DIRECTORATE:	Customer and Organisational Services
SECTION:	Financial Services
RESPONSIBLE MANAGER:	Chief Financial Officer
DATE ADOPTED:	23 November 2011
DATE TO BE REVIEWED:	30 June 2026
DATE REVIEWED:	25 June 2025
APPROVED BY:	

REVISION RECORD

Date	Version	Revision description
29/04/2015	1	Annual Review & Delegation from Delegations Register
23/06/2016	2	Annual review, update payment agreements, allow special payment plan for pensioners
28/06/2017	3	Update payment agreement
13/06/2018	4	Annual Review, update payment agreements, rate write-offs and adjustments
12/09/2019	5	Annual Review, update payment agreements,
3/06/2020	6	Annual review, update extended invoice terms/payment agreement
16/06/2021	7	Update extended invoice terms/payment agreement, write off delegation
27/06/2022	8	Annual Review
12/07/2023	9	Annual Review
30/06/2024	10	Annual Review – minor changes with a section on other debtors added.
25/06/2025	11	Annual Review

CONTENTS

1	Policy Background	4
2	Purpose	4
3	Scope.....	4
4	Legislative Context	4
5	Policy Details	4
5.1	Rates Debtors.....	4
5.1.1	Overdue Rating and Utility Charges.....	4
5.1.2	Payment Plan Agreements.....	4
5.1.3	Write-off of Rates Debtors.....	7
5.1.4	Adjustment of Rates Debtors.....	7
5.1.5	Sale of Land for Overdue Rates.....	7
5.2	Sundry Debtors	7
5.2.1	Management of Sundry Debtors	7
5.2.2	Payment Plan Agreements.....	8
5.2.3	Facility Hire Debtors.....	8
5.2.4	Property Related Debtor Charges	8
5.2.5	Adjustment of Sundry Debtors	8
5.2.6	Unrecoverable – Bad Debts	8
5.2.7	Provisions.....	9
5.3	Legal Recovery Action	9
5.4	Other Debtors	9
6	Definitions.....	10
7	Related Documents.....	10
8	Appendix	10

1 POLICY BACKGROUND

Council requires payment of rates, fees and charges within the specified period and it is Council's policy to pursue the collection of all outstanding rates and charges diligently with due concern for financial hardship which may be faced by some members of the community.

2 PURPOSE

This policy provides scope for recovery procedures to facilitate effective and flexible payment agreements in order to achieve Council's budgetary objectives, whilst giving all due consideration and assistance to ratepayers/debtors who display genuine commitment to clearing their debt.

3 SCOPE

This policy applies to amounts owing by both rates, debtors and sundry debtors.

4 LEGISLATIVE CONTEXT

Local Government Act 2009, sections 9, 95 & 262

Local Government Regulation 2012, section 127 and Part 12, Division 3, section 132 - 152

5 POLICY DETAILS

5.1 RATES DEBTORS

Part 12, Division 1 of the *Local Government Regulations 2012* defines what overdue rates and charges are, when they become overdue and allows interest to be charged. Section 132 states that the rates or charges are taken to have become overdue on the day after the due date stated in the rate notice for the rates or charges. Overdue rates or charges also include interest on the rates or charges and legal recovery costs (including court costs) if Council takes the ratepayer to court to recover rates or charges.

5.1.1 OVERDUE RATING AND UTILITY CHARGES

Council will allow a period of approximately seven (7) days after the due date of a notice period to verify the accuracy of rate accounts and to identify those with overdue rates and charges.

The first reminder is sent to ratepayers whose accounts show outstanding amounts greater than \$10. The first notice is a friendly reminder with no reference of legal or other action. It encourages ratepayers to contact Council within fourteen (14) days if they are experiencing difficulties in paying their account to arrange a suitable Payment Agreement to clear the outstanding debt.

Following the expiry of fourteen (14) days after the first reminder notice issue date, a Final Reminder Notice is issued on accounts that have an amount outstanding of \$10 or greater, giving the ratepayer a further fourteen (14) days to complete payment or make an appropriate payment plan. This notice contains Council's proposed action for recovery; states interest will accrue on the debt, and offers a further opportunity to contact Council to propose an acceptable Payment Agreement.

5.1.2 PAYMENT PLAN AGREEMENTS

Chapter 4, Part 10 of the *Local Government Regulations 2012* allows local governments to grant a ratepayer a concession for rates or charges.

Section 121 only allows the following types of concessions:

- a) A rebate of all or part of the rates or charges;

- b) An agreement to defer payment of rates or charges;
- c) An agreement to accept a transfer of unencumbered land in full or part payment of the rates or charges.

Pursuant to sections 120(1)(c), section 121(b), and section 122(1)(b), (5) and (6) of the *Local Government Regulation 2012*, Council may grant a concession by way of an agreement to defer payment of rate or charges subject to the conditions below:

5.1.2.1 Pensioners

Council will accept an interest free payment agreement where the following criteria is met:

1. The property must be owned in full or in part by pensioner/s who are eligible for the Queensland State Government Pensioner Rate Subsidy Scheme;
2. To be for at least all current financial year's rates and charges amount and known future rates and charges within the agreement period. Any subsequent rates and charges issued after the agreement date and not included in the agreement balance must be paid by the relevant notice due date;
3. If any arrears brought forward from a previous financial year exist, at least part of the arrears must be paid within the agreement period;
4. Payments must be in the form of regular instalments of weekly, fortnightly or monthly; or
5. Lump sum payments may be accepted, but only if the payment will be made by the sooner of –
 - a. 4 months from the application date; or
 - b. 30 June of the current financial year;
6. The agreement must expire on or before 30 June of the current financial year;
7. Application can be made in person, over the phone or in writing, however, no formal application form is required;
8. The property must not have an open legal recovery action account in accordance with clause 5.3 of this policy

No interest is charged on overdue rates whilst the pensioner honours the agreement.

5.1.2.2 Interest Free Payment Agreement

Council will accept an interest free payment agreement where the following criteria is met:

1. To be paid in full within the current financial year;
2. To be for all current rate balances and known future rates and charges within the agreement period. Any subsequent rates and charges issued after the agreement date and not included in the agreement balance must be paid by the relevant notice due date;
3. To be for current year rates and charges only; no arrears brought forward from a previous financial year;
4. Payments must be in the form of regular instalments of weekly, fortnightly or monthly; or
5. Lump sum payments may be accepted, but only if the payment will be made by the sooner of –
 - a. 4 months from the application date; or
 - b. 30 June of the current financial year;
6. Application can be made in person, over the phone or in writing, however, no formal application form is required;
7. The property must not have an open legal recovery action account in accordance with clause 5.3 of this policy.

Council will not charge interest on a property, nor pursue further recovery action against a ratepayer who has a suitable interest free payment agreement accepted by Council,

while the agreement is current and the ratepayer adheres to the agreed repayment schedule.

5.1.2.3 Interest Applicable Payment Agreement

Council will accept an interest applicable payment agreement where the following criteria is met:

1. Arrears brought forward from a period financial year exist on the property;
2. To be paid in full within the current financial year;
3. To be for all current rate balances and known future rates and charges within the agreement period. Any subsequent rates and charges issued after the agreement date and not included in the agreement balance must be paid by the relevant notice due date;
4. Application can be made in person, over the phone or in writing, however, no formal application form is required;
5. The property must not have an open legal recovery action account in accordance with clause 5.3 of this policy.

And at least one of the following criteria is present:

1. Payments must be in the form of regular instalments of weekly, fortnightly or monthly; or
2. Lump sum payments may be accepted, but only if the payment will be made by the sooner of –
 - a. 4 months from the application date; or
 - b. 30 June of the current financial year;

Any agreements approved with the above conditions will be charged interest on any overdue rate balances, but Council will not pursue further recovery action while the agreement is current and the ratepayer adheres to the agreed repayment schedule.

5.1.2.4 Subsequent Notices

Ratepayers are advised that proposed agreements:

1. Expire on 30 June in the current financial year;
2. Are not deemed to be an ongoing facility; and
3. All future rates and charges that may be levied within the agreement period and not included in the agreement (e.g. supplementary notices) must be paid when due.

5.1.2.5 Properties with Open Legal Recovery Action Accounts

Council may negotiate a payment plan with a ratepayer whose property has an open legal recovery action account, however, the payment plan will be maintained by Council's legal service provider and will not fall under this policy.

5.1.2.6 Defaulted Payment Agreement

Should the ratepayer miss one or more payments on a payment agreement, the missed payments must be rectified within fourteen (14) days. If the missed payments are not rectified within the allowed period, the ratepayer is deemed to be in default and the agreement will be cancelled.

Should the ratepayer not pay a rate or charge issued after the agreement was made and not included in the agreement balance but the relevant notice due date, the missed payment must be rectified within fourteen (14) days. If the subsequent notice is not paid within the allowed period, the ratepayer is deemed to be in default and the agreement will be cancelled.

If the ratepayer has not already received a final reminder notice, a notice will be issued. The account will then become subject to Council's normal recovery action for overdue rates in accordance with clause 5.3 of this Policy.

5.1.2.7 Not Eligible

Non-recurrent charges greater than \$5,000, such as Infrastructure Charges and Clearing of Land Charges that have transferred to the relevant rate account for recovery purposes are not eligible for the payment plan facility.

No payment plan agreements will be granted where:

- Council has resolved to sell land for arrears of rates; or
- The debtor has displayed adverse debt-related behaviour.

5.1.3 WRITE-OFF OF RATES DEBTORS

As outstanding rates remain a charge on the land (*Local Government Act 2009*, s95), rate debtors are not written off.

However, if land is:

1. Sold for overdue rates under subdivision 2 of the *Local Government Regulation 2012* and the winning bid is less than the costs of sale and overdue rates, Council will discharge the overdue rates or charges payable for the land; or
2. Acquired for overdue rates or charges under subdivision 3 of the *Local Government Regulation 2012*, section 151(2)(a) requires Council to discharge the overdue rates or charges payable for the land.

5.1.4 ADJUSTMENT OF RATES DEBTORS

In order to maintain an efficient rating system minor amounts, such as rounding amounts, small interest charges and other items not exceeding \$10, may be adjusted by an officer in the Revenue Section. The Chief Executive Officer may adjust amounts on a property up to \$15,000 and the Chief Financial Officer may adjust amounts on a property up to \$5,000.

5.1.5 SALE OF LAND FOR OVERDUE RATES

Periodically a list of ratepayers with rates outstanding in excess of the periods allowed is prepared in accordance with the requirements of Chapter 4, Part 12, Division 3 of the *Local Government Regulation 2012*, and tabled for Council's consideration at the earliest opportunity.

5.2 SUNDRY DEBTORS

Sundry debtors refer to any legal entity who has received a properly issued tax invoice though the sundry debtor system. This includes, but not limited to:

- Hire of facilities
- Tenancy agreements
- Waste management
- Cemetery fees
- Private works
- Saleyards fees
- Other services / goods supplied by Council

5.2.1 MANAGEMENT OF SUNDRY DEBTORS

Sundry Debtors are deemed overdue 31 days after the invoice is issued. The first reminder is sent to sundry debtors whose accounts show an outstanding balance at the end of the month by way of a statement. At the end of the month following the issue of a statement, a Final Reminder Notice is issued to a sundry debtor where the account remains overdue, giving the debtor fourteen (14) days to complete payment or make an appropriate payment agreement.

The notice contains Council's proposed action for recovery and confirms that future services will be cancelled at the expiry of the notice period. The notice also advises that future dealings with Council will be on a cash basis and if unpaid the debt may be referred to Council's legal service provider for further recovery action.

5.2.2 PAYMENT PLAN AGREEMENTS

Council will accept a sundry debtor payment agreement of up to 12 months at the discretion of the responsible manager. The acceptance of the proposed payment agreement will depend on:

1. Size of the outstanding balance;
2. Nature of the applied charges;
3. Payment history of the applicant;
4. Ability of the system to process the proposed agreement.

5.2.2.1 Extended Invoice trading terms

Council may allow agreements by the extension of invoice trading terms, e.g. 30 days trading terms will extend to a maximum of 12 months from the date the invoice was issued.

Council's expectation is that regular payments must be agreed to during the extended period of the invoice. If the agreement is not adhered to, Council will cancel the agreement and alter the trading terms of the invoice to be payable within 30 days of default or payment agreement due date, whichever is the sooner. If the goods or services have not been provided to the debtor at the date of the default, Council may cancel the goods or services provision, reverse the invoice and refund any payments made up to the default date.

5.2.3 FACILITY HIRE DEBTORS

Debtors hiring Southern Downs Regional Council community facilities are issued invoices relating to hire and bond with a due date no later than two business days prior to commencement of the hire (keys being collecting).

Facility Hire Bonds are to be paid by the customer no later than two business days prior to keys being collected and hire commencing.

Keys will not be issued until the invoice including the bond is paid in full. If payment is not received within two days of the hire date, the booking will be cancelled.

5.2.4 PROPERTY RELATED DEBTOR CHARGES

Debtor charges may relate to a specific property (e.g. slashing of allotments, development charges, etc.). If such a charge remains outstanding after the Final Reminder Notice date, the charge will be transferred to the property rate account.

5.2.5 ADJUSTMENT OF SUNDRY DEBTORS

In order to maintain an efficient debtor system minor amounts, such as rounding amounts, small charges and other items not exceeding \$10, may be adjusted by an officer in the Revenue Section.

5.2.6 UNRECOVERABLE – BAD DEBTS

After exercising all steps in this policy it may be considered impractical to pursue a particular sundry debt any further (i.e. proceeding with legal action is unlikely or uneconomical to recover the debt).

If a sundry debt is considered unrecoverable (e.g. bankruptcy) and overdue one hundred eighty days (180) or more it is necessary to obtain approval to have the debt written off. The manager of the relevant department must be advised in writing and approve in writing the debt to be submitted for write off.

This approval must be obtained in one of the following ways:

- The Revenue Coordinator may approve debt write off amounts on a sundry debtor up to \$500
- The Chief Financial Officer or General Manager Customer and Organisational Services may approve debt write off amounts on a sundry debtor up to \$5,000
- The Chief Executive Officer may approve debt write off amounts on a sundry debtor up to \$15,000
- Debts in excess of \$15,000 are referred to Council for approval to write off.

5.2.7 PROVISIONS

Sundry debts outstanding more than 180 days should be provided for according to an assessment which has regard for the size and nature of the debt and the debtor in question.

Sundry debts outstanding less than 180 days may be provided for if the recovery of the debt is known to be unlikely.

Any adjustments to the provision shall be made at least annually and will be charged as an expense to the appropriate area.

5.3 LEGAL RECOVERY ACTION

As soon as practicable following the expiration of a Final Reminder Notice any ratepayer 5.1.1 or sundry debtor 5.2 who:

- Has not responded by way of payment in full; or
- Has not entered into an acceptable payment agreement; or
- Does not have their account under investigation for accuracy or awaiting a decision of the council; or
- Has defaulted on an agreed payment agreement;

And has a debt balance of:

- Between \$50 - \$999 – will be issued a reminder notice from council's legal service provider; or
- Greater than \$1,000 - will have their debt referred to council's legal service provider for legal recovery action.

Legal action may be undertaken in the relevant Court jurisdiction and may be undertaken under instruction by a duly delegated officer by solicitors or mercantile agents acting on the Council's behalf.

Due to the nature of the legal process, once an account has been referred to Council's legal service provider, the legal service provider's balance can be updated when relevant to reflect Council's rates due and payable balance without reminder letters being posted to the rate payer for any subsequent rate or charge. This cannot occur after a Statement of Claim has been filed with the Court until a referred account has been closed.

5.4 OTHER DEBTORS

Other debtors refer to any legal entity who has received a properly issued invoice/notice though any other debtor module excluding Rates and Sundry Debtors. This includes Animal Registration (Animals), Certificates (Certs), Infringements (Infringe), Property Leases (plsLease), Periodic Licenced Users System (Plus) and Regulatory Application Management System (Rams). Rams includes building and plumbing applications.

The respective Department responsible for managing other debtors will follow a similar process to manage and recover outstanding debts as outlined in this policy under sections 5.2.1 to 5.3. However, it is acknowledged that deviations would be required as processes or requirements are slightly differently in some circumstances for other debtors.

6 DEFINITIONS

TERM	MEANING
Rates Debtors	Debts that arise as a result of Rates and charges are defined in Chapter 4 of Local Government Regulation 2012 as including differential general rates, minimum general rate levies, separate rates and charges, special rates and charges, utility charges and accrued interest or premium owing on outstanding balances of rates and charges.
Adverse debt-related behaviour	A debtor has demonstrated adverse debt-related behaviour if they made any of the following: <ul style="list-style-type: none">• Has had a debt with Council written off due to non-payment and not paid the debt later• Defaulted on 2 or more payment plan agreements in the previous 3 years;• Defaulted on 2 or more direct debit payment agreements in the previous 3 years;• Has had 2 or more instances of prior legal recovery action by Council in the previous 3 years.

7 RELATED DOCUMENTS

- SDRC Revenue Policy
- SDRC Revenue Statement


8 APPENDIX

Nil

Discount Policy

PL-CS073

DISCOUNT POLICY

POLICY NUMBER	PL-CS073
DIRECTORATE:	Customer and Organisational Services
SECTION:	Financial Services
RESPONSIBLE MANAGER:	Chief Financial Officer
DATE ADOPTED:	22 October 2014
DATE TO BE REVIEWED:	30 June 2026
DATE REVIEWED:	25 June 2025
APPROVED BY:	

REVISION RECORD

Date	Version	Revision description
23/06/2016	2	Revision
19/09/2019	3	Reviewed
22/07/2020	4	Reviewed
27/06/2022	5	Reviewed
12/07/2023	6	Reviewed
30/06/2024	7	Reviewed
25/06/2025	8	Reviewed

CONTENTS

1	Purpose	4
2	Scope.....	4
3	Legislative Context	4
4	Policy Details	4
4.1	Medical Reasons	4
4.2	Death or Major Trauma	4
4.3	Loss of Records	4
4.4	Rates Record Incorrect.....	4
4.4.1	Ownership.....	4
4.4.2	Address	4
4.4.3	Rates	5
4.4.4	Where discount is not allowed when the rates record is incorrect.....	5
4.5	Payment Errors	5
4.6	Payments Made Prior to Discount Date but Received After.....	5
4.6.1	Agency Payments.....	5
4.6.2	Payment by Mail	5
4.7	Extraordinary Circumstances	5
4.8	Application of Policy	6
5	Definitions.....	6
6	Related Documents.....	6
7	Appendix	6

1 PURPOSE

To set out the circumstances under which Council will consider and approved requests for discount to be allowed after the discount date.

2 SCOPE

This policy applies to ratepayers that have been prevented by circumstances beyond their control from paying their rates by the discount date and who are able to meet the criteria set out in this policy. Request will only be considered when an Application for Discount to be Allowed form has been received by Council within the relevant rating period.

3 LEGISLATIVE CONTEXT

Local Government Regulation 2012

- Section 130 (10): *"If a local government is satisfied a ratepayer has been prevented, by circumstances beyond their control, from paying the rates or charges in time to get a discount, the local government may still allow the discount."*

4 POLICY DETAILS

Where demonstrated to the satisfaction of an authorised officer that any of the following circumstances have applied to the ratepayer, Council will allow the discount after the discount date has passed and where the ratepayer has met all other requirements to receive the discount: -

4.1 MEDICAL REASONS

An illness involving hospitalisation and/or incapacitation of the ratepayer at or prior to the time of the discount date stated on the rates notice.

4.2 DEATH OR MAJOR TRAUMA

A death or major trauma (accident/life threatening illness/emergency operation) of the ratepayer and/or associated persons (spouse/children/parents/executor of the estate) at or prior to the time of the discount date stated on the rates notice.

4.3 LOSS OF RECORDS

The loss of records (Rates Notice) resulting from factors beyond the ratepayer's control - for example, fire or floods.

4.4 RATES RECORD INCORRECT

The discount will be allowed on late payment of rates where:

4.4.1 OWNERSHIP

Council's land ownership records are incorrect or have been incorrectly reproduced so as to cause the rate notice to be issued incorrectly; or

4.4.2 ADDRESS

The records held by Council nominating the service address for the rate notice are incorrect or have been incorrectly reproduced by Council so as to cause the rate notice to be issued to the

wrong address; or

4.4.3 RATES

The rates and/or charges on the rates notice have been incorrectly levied due to an error by Council and require adjustment.

4.4.4 WHERE DISCOUNT IS NOT ALLOWED WHEN THE RATES RECORD IS INCORRECT

The discount will not be allowed in the above circumstances where:

- a) the ratepayer failed to ensure Council was given correct notification of the postal address for service of notices prior to the issue of the rates notices; or
- b) where Council received notification of the change of ownership after the issue of the rates notice; or
- c) where a property valuation, land use or services provided have changed and Council has either not been informed, prior to the issue of the rates notices.

4.5 PAYMENT ERRORS

Where there is an apparent accidental short payment of the rates resulting from a transposition error, or a miscalculation of the net amount due arising from the payment of a number of rate notices at one time, the ratepayer will be contacted and given 7 days to pay the shortfall amount. Once the shortfall amount is paid the discount will then be allowed.

4.6 PAYMENTS MADE PRIOR TO DISCOUNT DATE BUT RECEIVED AFTER

The following common circumstances relate specifically to this provision.

4.6.1 AGENCY PAYMENTS

Discount will be allowed where it can be established there was a genuine attempt to make a payment within the rates discount period using one of Council's agency payment facilities.

4.6.2 PAYMENT BY MAIL

Discount will be allowed where:

- a) The envelope containing payment was posted on or before the due date, (as evidenced by the postmark on the envelope), but monies were received after the discount date; or
- b) A natural disaster, mail strike or major incident has prevented the postal authority from delivering the rate notice to the nominated service address in time for the ratepayer to have the benefit of the discount period or prevented the postal authority from delivering the rate payment to the nominated receipting point (Council office) on or before the discount date.

4.7 EXTRAORDINARY CIRCUMSTANCES

An Authorised Officer may consider and authorise an application where they determine that the cause of the late payment is sufficient to warrant the approval of the discount due to an extraordinary circumstance not otherwise included in this policy.

The late receipt of a rate notice through Australia Post or not receiving the rate notice through Australia Post where the notice is not returned to Council as undelivered, will not constitute an extraordinary circumstance.

4.8 APPLICATION OF POLICY

The Council authorises the positions of the Chief Executive Officer, General Manager Customer and Organisational Services, Chief Financial Officer and Revenue Coordinator to determine if a ratepayer has been prevented, by circumstances beyond their control, from paying the rates or charges by the discount date as set out in this policy or has demonstrated exemplary payment history on the relevant property and or any other properties (excluding section 4.4.4) in their ownership for the previous three financial years.

5 DEFINITIONS

TERM	MEANING
Discount Date	The date shown on the rate notice as being the date the rates and charges need to be paid by to receive the discount.
Exemplary payment history	Payment of all consecutive notices received on or before the due date of the relevant notice.

6 RELATED DOCUMENTS

- Revenue Statement


7 APPENDIX

Nil

Supplementary Rates Policy

PL-CS014

SUPPLEMENTARY RATES POLICY

POLICY NUMBER	PL-CS014
DIRECTORATE:	Customer and Organisational Services
SECTION:	Financial Services
RESPONSIBLE MANAGER:	Chief Financial Officer
DATE ADOPTED:	25 March 2015
DATE TO BE REVIEWED:	30 June 2026
DATE REVIEWED:	25 June 2025
APPROVED BY:	

REVISION RECORD

Date	Version	Revision description
23/06/2016	1	Revision
05/12/2018	2	Revision
04/11/2019	3	Revision
22/07/2020	4	Revision
07/06/2022	5	Revision
12/07/2023	6	Revision
30/06/2024	7	Revision
25/06/2025	8	Revision

CONTENTS

1	Purpose	4
2	Scope.....	4
3	Legislative Context	4
4	Policy Details	4
4.1	Valuation Changes	4
4.2	Ownership Changes	4
4.3	Subdivisions	4
4.4	Amalgamations	4
4.5	Category Changes	5
4.6	Discount	5
4.7	Part Period Charges	5
4.7.1	All Charge types	5
4.7.2	Utility Charges.....	5
4.7.3	Other Charges & Levies.....	6
4.8	Subsequent Ownership Change.....	6
5	Definitions	7
6	Related Documents	7
7	Appendix	7



1 PURPOSE

To set the principles which Council will use when issuing supplementary rates notices for adjustment of the general rate.

2 SCOPE

This policy applies to:

- Rateable properties that have received changes to their property from the Department of Resources. This includes, but is not limited to, changes to the valuation, subdivided land, amalgamated properties, and land purchased and sold. The policy also covers properties where a change in the use of the land results in a change of rating category;
- Utility charge adjustments;
- Adjustments to other charges and levies issued on a supplementary rates notice.

3 LEGISLATIVE CONTEXT

Local Government Regulation 2012

- Chapter 4: Rates and Charges
- Part 9: Levying and Adjusting Rates and Charges
- Division 2: Adjusting Rates or Charges

Council's Revenue Statement and Policy

Fire and Emergency Services Act 1990

Fire and Rescue Service Regulation 2011

4 POLICY DETAILS

The following situations are where Council will issue a supplementary rates notice.

4.1 VALUATION CHANGES

All valuation changes will be updated on the property record from the date of the valuation notice provided to Council by the Department of Resources.

4.2 OWNERSHIP CHANGES

When a property is bought or sold and the sale creates a rate adjustment, the date of settlement as detailed on the transfer form from the Department of Resources will be used to raise charges for the new owner and adjust charges for the previous owner for any rates previously raised.

4.3 SUBDIVISIONS

When a property is subdivided, the date recorded on the survey plan will be used to create the new lot and plans, this date will also be used for any rate adjustments.

4.4 AMALGAMATIONS



When properties are amalgamated for rating purposes the date of effect as detailed on the valuation notice received from the Department of Resources will be used for all rates adjustments.

4.5 CATEGORY CHANGES

Any change in category will take effect:

- If a category objection form is submitted in the general rate issue period and is granted the change to the general rate category will be from the start of the current rating period.
- If a category objection form is submitted outside the general rate issue period and is granted the change to the general rate category will be from the date the category objection form was received by Council.
- If the Department of Resources provide a change of land use the change to the general rate category will be from the date provided to Council.

4.6 DISCOUNT

The discount will be allowed on all new general rate charges only. The percentage allowed will be as per Council's Revenue Statement for the financial year the supplementary rates are raised.

4.7 PART PERIOD CHARGES

Any adjustments to a charge or levy that is not a general rate will be from the dates noted below or 6 years prior to 1 July of the current financial year whichever is the later.

4.7.1 ALL CHARGE TYPES

Any adjustment resulting in a debit (charge increase) being received and with the relevant start date within 6 weeks of a future rate notice issue (i.e. the general rate notice has not been issued), will be implemented from the beginning of the next rating period. This is to maintain an efficient rating system and ensuring general rate notices are issued with correct charges especially when a supplementary notice practically cannot be generated for the adjustment prior to the rate notice issue.

4.7.2 UTILITY CHARGES

Any utility service changes will take effect from:

Water and Wastewater access charges

- Any adjustment resulting in a credit (charge decrease) will be from the date of the event causing the adjustment
- Any adjustment resulting in a debit (charge increase) will be from:
 - The date of Service Installation Record
 - The date Developer Notification
 - The date of licensed plumber advice
 - If the adjustment was found during an audit process or due to a Council error after a rate notice issue the adjustment will be from the beginning of the next rating period from the audit being taken or else from the start of the current rating period for a Council error.

Waste and Recycling Collection Charges

- Any adjustment resulting in a credit (charge decrease) will be from the date of the event causing the adjustment
- Any adjustment resulting in a debit (charge increase) will be from:
 - For existing services from date of change
 - For new services within a defined compulsory waste collection area 14 days from date of final building inspection or when bins are delivered, whichever is the sooner
 - For new services outside a defined compulsory waste collection area, from date the bins are delivered
 - If the adjustment was found during an audit process or due to a Council error, from the beginning of the next rating period from the audit being taken

4.7.3 OTHER CHARGES & LEVIES

Any changes to other charges and levies will take effect from:

Statutory Charges – Emergency Management Levy

- If the change results in a credit (charge decrease), it will be from the date of the event causing the adjustment
- If the change results in a debit (charge increase) it will be from:
 - If the adjustment was found during an audit process or due to a Council error, from the beginning of the next rating period from the audit being taken
 - From the date of the event causing the adjustment for a Council error.

Separate and Special Charges

- If the change results in a credit (charge decrease) the change will be from the date of the event causing the adjustment
- If the charge results in a debit (charge increase) it will be from:
 - If the adjustment was found during an audit process or due to a Council error, from the beginning of the next rating period from the audit being taken
 - From the date of the event causing the adjustment for a Council error.

4.8 SUBSEQUENT OWNERSHIP CHANGE

When a property is subject to a rate or charge adjustment due to any of the above situations and the property changes ownership after the rate adjustment event and prior to Council receiving and/or making the required rate adjustment - the date of settlement of the subsequent ownership change, as detailed on the transfer form from the Department of Resources will be used to raise or adjust the rates or charges for the new owner.

5 DEFINITIONS

TERM	MEANING
Supplementary Rates	Adjustments to rates and charges outside the issue of half yearly rate notices.

6 RELATED DOCUMENTS

- SDRC Revenue Policy
- SDRC Revenue Statement

7 APPENDIX

Nil



Southern Downs Regional Council

2025/26 Budget

Statement of Financial Position

	2024/25 Anticipated Outturn ('000)	2025/26 Budget ('000)	2026/27 Forecast ('000)	2027/28 Forecast ('000)	2028/29 Forecast ('000)	2029/30 Forecast ('000)	2030/31 Forecast ('000)	2031/32 Forecast ('000)	2032/33 Forecast ('000)	2033/34 Forecast ('000)	2034/35 Forecast ('000)
Assets											
Current assets											
Cash and cash equivalents	55,471	57,295	46,239	46,622	50,563	54,574	54,578	61,163	63,874	72,921	77,219
Trade and other receivables	8,238	8,489	8,797	9,130	9,556	9,865	10,163	10,441	10,786	11,112	11,448
Inventories	988	988	988	988	988	988	988	988	988	988	988
Contract Assets	5,429										
Other current assets	346	346	346	346	346	346	346	346	346	346	346
Non-current assets held for sale	590	590	590	590	590	590	590	590	590	590	590
Total current assets	71,062	67,708	56,960	57,677	62,043	66,364	66,665	73,529	76,584	85,957	90,591
Non-current assets											
Contract Assets		3,081	1,998	4,653	5,186	3,925	3,411	1,533	1,584	1,637	3,010
Investments	205	205	205	205	205	205	205	205	205	205	205
Property, plant & equipment	1,055,256	1,066,424	1,079,201	1,107,232	1,133,316	1,153,144	1,182,944	1,180,314	1,175,318	1,165,590	1,176,842
Other non-current assets	400	377	354	331	308	285	262	250	250	250	250
Total non-current assets	1,055,861	1,070,088	1,081,758	1,112,421	1,139,015	1,157,559	1,186,822	1,182,302	1,177,357	1,167,682	1,180,307
Total assets	1,126,923	1,137,795	1,138,718	1,170,097	1,201,058	1,223,923	1,253,487	1,255,830	1,253,941	1,253,639	1,270,898
Liabilities											
Current liabilities											
Trade and other payables	10,076	10,328	10,662	11,021	11,453	11,840	12,241	12,621	13,084	13,527	13,985
Contract Liabilities	3,513										
Borrowings	2,229	2,252	2,265	1,632	2,001	2,426	2,950	2,703	2,608	2,454	2,719
Provisions	8,850	9,119	9,398	9,653	9,879	10,112	10,351	10,598	10,852	11,115	11,384
Other current liabilities	1,835	1,963	200	200	200	200	200	200	200	200	200
Total current liabilities	26,503	23,662	22,525	22,506	23,533	24,578	25,741	26,122	26,744	27,296	28,287
Non-current liabilities											
Contract Liabilities	-	1,994	1,293	3,010	3,356	2,540	2,207	992	1,025	1,059	1,948
Borrowings	8,107	8,506	9,221	15,791	23,791	29,766	35,818	34,675	32,067	29,613	32,069
Provisions	8,767	8,802	8,839	8,912	9,023	9,137	9,255	9,377	9,502	9,629	9,762
Other non-current liabilities	1,763	1,763	-	-	-	-	-	-	-	-	-

Southern Downs Regional Council

2025/26 Budget

Statement of Financial Position

	2024/25 Anticipated Outturn ('000)	2025/26 Budget ('000)	2026/27 Forecast ('000)	2027/28 Forecast ('000)	2028/29 Forecast ('000)	2029/30 Forecast ('000)	2030/31 Forecast ('000)	2031/32 Forecast ('000)	2032/33 Forecast ('000)	2033/34 Forecast ('000)	2034/35 Forecast ('000)
Total non-current liabilities	18,637	21,065	19,354	27,712	36,170	41,443	47,281	45,044	42,594	40,302	43,780
Total liabilities	45,140	44,727	41,878	50,218	59,702	66,021	73,022	71,166	69,338	67,597	72,067
Net community assets	1,081,783	1,093,068	1,096,840	1,119,879	1,141,356	1,157,902	1,180,465	1,184,665	1,184,603	1,186,042	1,198,831
Community equity											
Asset revaluation surplus	378,301	378,301	378,301	378,301	378,301	381,151	389,786	389,786	389,786	389,786	389,786
Retained surplus	703,482	714,767	718,539	741,578	763,055	776,751	790,679	794,879	794,817	796,256	809,045
Total community equity	1,081,783	1,093,068	1,096,840	1,119,879	1,141,356	1,157,902	1,180,465	1,184,665	1,184,603	1,186,042	1,198,831

Southern Downs Regional Council

2025/26 Budget

Statement of Cash Flows

	2024/25 Anticipated Outturn ('000)	2025/26 Budget ('000)	2026/27 Forecast ('000)	2027/28 Forecast ('000)	2028/29 Forecast ('000)	2029/30 Forecast ('000)	2030/31 Forecast ('000)	2031/32 Forecast ('000)	2032/33 Forecast ('000)	2033/34 Forecast ('000)	2034/35 Forecast ('000)
Cash flows from operating activities											
Receipts from customers	88,698	90,829	95,030	99,441	103,976	107,547	110,877	114,315	117,783	121,436	125,176
Payments to suppliers and employees	(84,727)	(79,086)	(81,516)	(84,448)	(87,337)	(90,275)	(93,251)	(96,361)	(99,470)	(102,789)	(106,182)
Interest received	3,532	3,531	3,613	3,673	3,770	3,885	3,998	4,096	4,213	4,336	4,503
Rental income	645	635	655	675	692	709	727	745	764	783	802
Non-capital grants and contributions	13,598	11,567	11,042	10,941	11,182	11,464	11,750	12,047	12,343	12,654	12,970
Borrowing costs	(644)	(519)	(517)	(530)	(880)	(1,350)	(1,704)	(2,066)	(1,996)	(1,861)	(1,734)
Net cash inflow from operating activities	21,103	26,957	28,307	29,752	31,403	31,980	32,396	32,776	33,635	34,559	35,537
Cash flows from investing activities											
Payments for property, plant and equipment	(64,778)	(43,040)	(50,454)	(61,488)	(60,028)	(52,143)	(56,882)	(32,937)	(32,887)	(27,152)	(46,238)
Payments for intangible assets	-	-	-	-	-	-	-	-	-	-	-
Proceeds from sale of property, plant and equipment	1,081	1,107	1,517	1,032	950	1,013	950	968	1,682	1,264	678
Grants, subsidies, contributions and donations	25,189	16,377	8,846	25,151	23,246	16,761	16,964	7,168	2,983	2,984	11,600
Net cash inflow from investing activities	(38,508)	(25,556)	(40,091)	(35,305)	(35,832)	(34,369)	(38,968)	(24,801)	(28,222)	(22,904)	(33,960)
Cash flows from financing activities											
Proceeds from borrowings	5,300	2,500	2,980	8,200	10,000	8,400	9,000	1,560	-	-	5,174
Repayment of borrowings	(1,979)	(2,078)	(2,252)	(2,264)	(1,630)	(2,000)	(2,425)	(2,949)	(2,703)	(2,608)	(2,453)
Net cash inflow from financing activities	3,321	422	728	5,936	8,370	6,400	6,575	(1,389)	(2,703)	(2,608)	2,721
Total cash flows											
Net increase in cash and cash equivalent held	(14,084)	1,824	(11,056)	383	3,941	4,011	3	6,586	2,710	9,047	4,298
Opening cash and cash equivalents	69,555	55,471	57,295	46,239	46,622	50,563	54,574	54,578	61,163	63,874	72,921
Closing cash and cash equivalents	55,471	57,295	46,239	46,622	50,563	54,574	54,578	61,163	63,874	72,921	77,219

Southern Downs Regional Council

2025/26 Budget

Statement of Comprehensive Income

	2024/25 Anticipated Outturn ('000)	2025/26 Budget ('000)	2026/27 Forecast ('000)	2027/28 Forecast ('000)	2028/29 Forecast ('000)	2029/30 Forecast ('000)	2030/31 Forecast ('000)	2031/32 Forecast ('000)	2032/33 Forecast ('000)	2033/34 Forecast ('000)	2034/35 Forecast ('000)
Income											
Revenue											
Operating revenue											
General rates	38,647	41,507	42,963	44,255	45,585	46,956	48,368	49,822	51,321	52,864	54,451
Water	10,072	10,991	12,038	13,184	14,440	14,982	15,470	15,974	16,495	17,032	17,581
Water consumption, rental and sundries	7,122	7,835	8,581	9,398	10,293	10,680	11,028	11,387	11,758	12,141	12,531
Sewerage	10,660	11,070	11,486	11,918	12,366	12,831	13,249	13,680	14,126	14,586	15,061
Garbage charges	9,276	10,267	10,653	11,053	11,469	11,900	12,288	12,688	13,101	13,528	13,961
Other rates, levies and charges	279	279	280	280	281	282	283	283	284	285	286
Less: discounts	(2,479)	(2,665)	(2,759)	(2,842)	(2,927)	(3,015)	(3,106)	(3,199)	(3,295)	(3,394)	(3,496)
Net rates, levies and charges	73,577	79,284	83,242	87,247	91,507	94,616	97,579	100,636	103,789	107,041	110,391
Fees and charges	8,386	8,818	9,105	9,400	9,659	9,925	10,198	10,478	10,766	11,062	11,361
Rental income	637	637	657	676	693	711	728	747	765	784	801
Interest received	3,532	3,531	3,613	3,673	3,770	3,885	3,998	4,096	4,213	4,336	4,501
Sales revenue	3,543	2,265	2,335	2,405	2,465	2,527	2,590	2,655	2,721	2,789	2,851
Other income	855	684	705	726	745	763	782	802	822	842	861
Grants, subsidies, contributions and donations	13,362	11,595	10,992	10,933	11,207	11,487	11,774	12,068	12,370	12,679	12,991
Total operating revenue	103,893	106,814	110,649	115,062	120,046	123,913	127,649	131,482	135,447	139,535	143,781
Capital revenue											
Grants, subsidies, contributions and donations	25,939	15,548	8,464	26,089	23,433	16,316	16,783	6,505	3,001	3,003	12,081
Total revenue	129,832	122,362	119,113	141,152	143,479	140,229	144,432	137,987	138,448	142,538	155,871
Expenses											
Operating expenses											
Employee benefits	32,164	33,038	34,009	35,195	36,246	37,328	38,443	39,591	40,774	41,991	43,241
Materials and services	45,735	46,316	47,869	49,650	51,571	53,392	55,278	57,230	59,250	61,342	63,501
Finance costs	943	808	805	818	1,168	1,639	1,993	2,355	2,285	2,150	2,021
Depreciation and amortisation	24,975	26,644	27,916	29,121	30,181	31,137	31,941	31,706	31,156	31,824	32,271
Total operating expenses	103,816	106,806	110,599	114,785	119,166	123,496	127,655	130,882	133,465	137,308	141,051

Southern Downs Regional Council

2025/26 Budget

Statement of Comprehensive Income

	2024/25 Anticipated Outturn ('000)	2025/26 Budget ('000)	2026/27 Forecast ('000)	2027/28 Forecast ('000)	2028/29 Forecast ('000)	2029/30 Forecast ('000)	2030/31 Forecast ('000)	2031/32 Forecast ('000)	2032/33 Forecast ('000)	2033/34 Forecast ('000)	2034/35 Forecast ('000)
Capital expenses											
Total Capital expenses	4,628	4,271	4,742	3,328	2,836	3,038	2,849	2,905	5,045	3,791	2,038
Total expenses	108,444	111,077	115,341	118,112	122,002	126,534	130,504	133,787	138,509	141,099	143,088
Total comprehensive income for the year	21,387	11,285	3,772	23,039	21,477	13,696	13,929	4,200	(62)	1,439	12,788
Operating result											
Operating revenue	103,893	106,814	110,649	115,062	120,046	123,913	127,649	131,482	135,447	139,535	143,788
Operating expenses	103,816	106,806	110,599	114,785	119,166	123,496	127,655	130,882	133,465	137,308	141,051
Operating result	77	8	50	278	880	417	(5)	600	1,982	2,228	2,737

Southern Downs Regional Council

2025/26 Budget

Statement of Changes in Equity

	2024/25 Anticipated Outturn ('000)	2025/26 Budget ('000)	2026/27 Forecast ('000)	2027/28 Forecast ('000)	2028/29 Forecast ('000)	2029/30 Forecast ('000)	2030/31 Forecast ('000)	2031/32 Forecast ('000)	2032/33 Forecast ('000)	2033/34 Forecast ('000)	2034/35 Forecast ('000)
Asset revaluation surplus											
Opening balance		378,301	378,301	378,301	378,301	378,301	381,151	389,786	389,786	389,786	389,786
Net result		na	na	na	na	na	na	na	na	na	na
Increase in asset revaluation surplus		-	-	-	-	2,850	8,634	-	-	-	-
Internal payments made		na	na	na	na	na	na	na	na	na	na
Adjustment for Initial Recognition of Accounting Standards		na	na	na	na	na	na	na	na	na	na
Closing balance	378,301	378,301	378,301	378,301	378,301	381,151	389,786	389,786	389,786	389,786	389,786
Retained surplus											
Opening balance		703,482	714,767	718,539	741,578	763,055	776,751	790,679	794,879	794,817	796,256
Net result		11,285	3,772	23,039	21,477	13,696	13,929	4,200	(62)	1,439	12,789
Increase in asset revaluation surplus		na	na	na	na	na	na	na	na	na	na
Internal payments made		-	-	-	-	-	-	-	-	-	-
Adjustment for Initial Recognition of Accounting Standards		-	na	na	na	na	na	na	na	na	na
Closing balance	703,482	714,767	718,539	741,578	763,055	776,751	790,679	794,879	794,817	796,256	809,045
Total											
Opening balance		1,081,783	1,093,068	1,096,840	1,119,879	1,141,356	1,157,902	1,180,465	1,184,665	1,184,603	1,186,042
Net result		11,285	3,772	23,039	21,477	13,696	13,929	4,200	(62)	1,439	12,789
Increase in asset revaluation surplus		-	-	-	-	2,850	8,634	-	-	-	-
Internal payments made		-	-	-	-	-	-	-	-	-	-
Adjustment for Initial Recognition of Accounting Standards		-	na	na	na	na	na	na	na	na	na
Closing balance	1,081,783	1,093,068	1,096,840	1,119,879	1,141,356	1,157,902	1,180,465	1,184,665	1,184,603	1,186,042	1,198,831

Southern Downs Regional Council 2025/26 Budget by Services									
	REVENUE				EXPENSES			FY 25/26 Proposed Budget	Net Result
	Net Rates & Utilities, Grants, Subs & Contrib	Fees & Charges	Other Revenue	FY 25/26 Proposed Budget	Employee Costs	Materials & Services	Depreciation		
Housing	0	0	427,424	427,424	64,474	369,537	175,185	609,196	(181,705)
Community Care, Development and Support	190,000	0	1,546	191,546	788,526	738,425	0	1,526,951	(1,335,405)
Community Buildings and Facilities	0	42,570	12,480	55,050	318,503	1,554,508	1,216,112	3,089,123	(3,034,053)
Disaster Management	701,512	0	0	701,512	237,901	1,491,422	61,274	1,790,597	(1,089,085)
Swimming Pools and Fitness Centres	0	0	20,000	20,000	0	1,711,372	603,492	2,314,864	(2,294,864)
Libraries	204,006	12,900	0	216,906	715,904	914,888	367,187	1,997,980	(1,781,074)
Aerodromes	0	82,000	150,000	232,000	10,180	215,690	19,744	245,615	(13,615)
Camping Grounds	0	183,500	0	183,500	0	174,500	71,654	246,154	(62,654)
Governance	0	0	655,720	655,720	1,949,302	3,653,885	0	5,603,186	(4,947,466)
Land Management	0	300	171,868	172,168	75,112	205,662	0	280,774	(108,604)
Saleyards and Truckwash	0	1,394,250	1,000	1,395,250	409,190	574,909	313,814	1,297,913	97,051
Arts and Cultural Services	41,475	0	0	41,475	0	585,618	117,653	703,271	(661,796)
Procurement and Stores	0	0	130,320	130,320	341,655	224,786	0	566,441	(436,125)
Customer Service	0	0	246,200	246,200	872,091	467,306	0	1,339,397	(1,093,197)
Finance and Revenue Services	41,272,301	474,500	4,547,774	46,294,575	12,059,666	(9,837,771)	0	2,221,896	44,072
Information Technology Management	0	1,700	2,859,818	2,861,518	828,039	4,288,361	150,879	5,267,280	(2,405,762)
Asset Management	130,000	9,696	483,450	623,146	522,109	926,404	0	1,448,513	(825,367)
Events	0	0	2,530	2,530	3,300	285,500	0	288,800	(286,270)
Economic Development and Tourism	300,000	0	0	300,000	564,380	825,878	0	1,390,258	(1,090,258)
People and Culture	152,450	0	427,490	579,940	1,763,064	958,750	0	2,721,813	(2,141,873)
Communications and Marketing	0	0	164,290	164,290	373,615	669,528	12,126	1,055,269	(890,979)
Corporate Buildings and Depots	0	0	72,470	72,470	48,603	539,828	205,546	793,976	(721,506)
Cemeteries	0	682,323	0	682,323	353,405	1,035,969	87,812	1,477,187	(794,864)
Roads, Bridges and Drainage	7,665,864	0	0	7,665,864	3,275,270	8,730,427	11,686,401	23,692,099	(16,026,235)
Parks and Open Space	0	0	1,818	1,818	1,520,936	2,109,930	666,386	4,297,252	(4,295,434)
Sewerage Management	11,069,789	500,000	0	11,569,789	1,035,549	4,294,387	3,378,571	8,708,507	2,861,240
Water Management	18,826,402	580,000	64,000	19,470,402	2,475,885	8,721,855	4,684,022	15,881,762	3,588,940
Fleet	250,200	0	6,581,040	6,831,240	579,715	3,650,597	2,175,518	6,405,830	425,000
Local Laws and Public Safety	48,796	1,583,076	3,700	1,635,572	1,710,023	1,598,936	21,903	3,330,861	(1,695,289)
Environment and Conservation	0	1,500	25,000	26,500	342,406	1,285,218	0	1,627,624	(1,601,124)
Waste and Resource Management	12,215,834	2,569,640	363,000	15,148,474	326,680	14,257,232	628,267	15,212,178	(63,704)
Planning and Development Services	80,000	700,000	0	780,000	858,508	1,080,433	0	1,938,941	(1,158,941)
Total	93,148,629	8,817,955	17,412,938	119,379,522	34,423,993	58,303,970	26,643,546	119,371,509	8,018,013

Please note, figures above include internal charges

**Southern Downs Regional Council
2025/26 Capital Works Program**

Number of Projects: 153			Total \$ 43,168,286	Total \$ 26,100,042	Total \$ 69,268,328	Total \$ 14,486,433	Total \$ 1,971,000	Total \$ 2,500,000	Total \$ 26,100,042	Total \$ 24,210,853
Department	Project Name	Project Description	New 2025/26 Expenditure	2024/25 Estimated Carry Overs	Total Expense Budget	External Funding	Reserves	Loans	2024/25 Funding Carry Overs	Depreciation
Community Services	Warwick Library and Open Space	Improve existing space to increase attendance at Library and Gallery. Improve cost benefit of existing business.	80,000		80,000					80,000
Community Services	WIRAC Filtration System (Proposed W4Q)	Replacement of a below ground end of life indoor aquatic filtration system.	1,900,000	100,000	2,000,000	1,900,000			100,000	
Community Services	Stanthorpe Aerodrome Lighting (RAP4)	Upgrade Stanthorpe Aerodrome lighting	400,000		400,000	400,000				
Community Services	Allora Community Precinct W4Q	Redevelopment of the Allora Community Precinct that would remove the Old Allora Fire Station to make way for an amalgamated site, with compliant septic.		350,000	350,000				350,000	
Corporate Services	Redevelopment of Warwick Saleyards - Stage 4 (W4Q)	Project adopted in 24/25 - Funded by W4Q. Project scope underway	795,000	105,000	900,000	795,000			105,000	
Corporate Services	Customer Service Area - Warwick	Address ergonomic and safety issues and under utilised spaces in Customer Service public engagement area.	80,000		80,000					80,000
Corporate Services	Truck Wash Effluent Management Options	Planning for effluent treatment and management of biosolids from Truck Wash and wash from the site.	80,000		80,000					80,000
Corporate Services	Redevelopment Warwick Saleyards Stage 3	Redevelopment of Warwick Saleyards - Stage 3 (includes Sheep Yard Upgrade)		200,442	200,442				200,442	
Park & Operations	Plant Replacement Program	Replacement of plant at end of economic ownership and upgrades to meet changed operational needs	5,380,000	3,378,097	8,758,097	1,107,000	1,971,000		3,378,097	2,302,000
Park & Operations	HVAC Annual Renewal program- various	Based on condition assessments, undertake a staged renewal of HVAC systems across Council's building assets, noting that many HVAC assets are up to 30 years old.	250,000		250,000					250,000
Park & Operations	Stanthorpe Farley Street toilet refurbishment	Strip out the existing internal fittings of the toilet building which have been damaged through vandalism, graffiti and fire, and refurbish with more modern, vandal resistant fixtures.	80,000		80,000					80,000
Park & Operations	Leyburn Sports Grounds toilet renewal	Remove existing single pan wooden partially open toilet structure and replace with a contemporary design solution with at least three unisex pans, with at least one DDA compliant.	160,000		160,000					160,000
Park & Operations	DOLA Shade structures- Warwick/Stanthorpe	Install shade structures in key areas of Warwick and Stanthorpe DOLAs based on a prioritisation for sun protection. This has been in high demand particularly from the Warwick DOLA user community.	72,000		72,000					72,000
Park & Operations	Stanthorpe Senior Citizens refurbishment/upgrade	Undertake a refurbishment of the rooms, including installation of a DDA compliant toilet facility.	80,000		80,000					80,000
Park & Operations	Playground Safety Upgrades	Based on playground condition reporting, undertake renewal and major repair work to high risk, high priority playground repairs across the region.	150,000		150,000					150,000
Park & Operations	Playground Shade Structures- various	Undertake an audit of priority shade needs across Council's public playgrounds and provide shade structures for public health.	80,000		80,000					80,000
Park & Operations	Renewables Playground/Exercise equipment installation- Warwick (LGIP)	Plan and deliver installation of the renewables playground and exercise equipment acquired through an arrangement with Accionia Energy. Development to occur as an LGIP initiative in either Victoria Park or Australiana Park.	180,000		180,000	180,000				
Park & Operations	Warwick Queens and Federation Parks river walk lighting renewal	Remove cabled lighting damaged through the 2022 flood and replace with a modern, high efficiency standalone LED solution, which will be more flood resilient.	250,000		250,000					250,000
Park & Operations	Warwick Eden Gardens driveway reseal	Reseal the driveway into the cemetery, which has not been maintained for over 20 years.	230,000		230,000					230,000
Park & Operations	Warwick Cemetery drainage remediation	Address critical drainage issues in a specific section of the cemetery where the water flow is continuing to cause damage to a range of grave sites.	130,000		130,000					130,000
Park & Operations	Stanthorpe Cemetery drainage remediation	Address critical drainage issues in the lawn section of the Cemetery, where several grave sites have been consistently inundated with water.	65,000		65,000					65,000
Park & Operations	Stanthorpe Sports Association field lighting LED upgrade	Remove the existing light heads from the towers at CF White Oval and replace with long life, low energy LED lighting. This initiative aligns with outcomes from the Environmental Sustainability Strategy Action Plan.	90,000		90,000					90,000
Park & Operations	Storm King Dam reserve wood barbeque replacement	Remove and replace the wood fired barbeques originally installed by a local community group, with fit for purpose barbeques and suitable sheltered furniture to improve the visitor experience in this reserve.	25,000		25,000					25,000

**Southern Downs Regional Council
2025/26 Capital Works Program**

Number of Projects: 153			Total	Total	Total	Total	Total	Total	Total	Total
			\$ 43,168,286	\$ 26,100,042	\$ 69,268,328	\$ 14,486,433	\$ 1,971,000	\$ 2,500,000	\$ 26,100,042	\$ 24,210,853
Department	Project Name	Project Description	New 2025/26 Expenditure	2024/25 Estimated Carry Overs	Total Expense Budget	External Funding	Reserves	Loans	2024/25 Funding Carry Overs	Depreciation
Park & Operations	Warwick Depot Workshop waste oil facility	Upgrade the Warwick workshop waste oil collection and storage with an advanced on-site waste oil collection solution to avoid spillage, associated environmental and productivity impacts, along with the general functionality of the workshop.	45,000		45,000					45,000
Park & Operations	Warwick Leslie Park office safety upgrades	Undertake a refurbishment and upgrades to the Parks office to improve the storage, safety and staff amenity.	30,000		30,000					30,000
Park & Operations	Killarney Depot crib/site office renewal	Remove and replace a small demountable building which is used by staff as the site office and crib, where the current asset is in appalling condition.	30,000		30,000					30,000
Park & Operations	Allora Depot crib/site office renewal	Remove and replace a small demountable building which is used by staff as the site office and crib, where the current asset is in appalling condition.	30,000		30,000					30,000
Park & Operations	Warwick Depot Truck Wash	Replace hydrocarbon separator and water recycling system		41,664	41,664				41,664	
Park & Operations	Warwick Depot Admin Building Refurbishment	Refurbishment of Warwick Depot Admin Building - Stage 2		215,355	215,355				215,355	
Park & Operations	Depot Fencing	Renew fences in poor condition		91,643	91,643				91,643	
Park & Operations	Playground Rectification Works	Various locations - soft fall, wear pads, edging etc		60,000	60,000				60,000	
Park & Operations	Weeroona Park Fountain, Stanthorpe	Undertake community consultation around replacement/redesign of space		47,147	47,147				47,147	
Park & Operations	Leslie Park Picnic Shelter, Warwick	Picnic shelters at Leslie Park		77,057	77,057				77,057	
Park & Operations	Community Infrastructure - Public Toilets Security	Add or replace security gates on various toilet blocks with a view to closing some after hours due to ongoing vandalism		90,418	90,418				90,418	
Park & Operations	Weeroona Park Band Shell, Stanthorpe	Address public safety issue with roller doors on band shell		56,237	56,237				56,237	
Sewerage	Stanthorpe WWTP Upgrade	This project is for the design and tender documentation for the upgrade of the Stanthorpe wastewater treatment plant (WWTP). This follows the issue of an EPO regarding this plant. The plant is also very old and partially located in the flood zone.	400,000		400,000					400,000
Sewerage	Relining of Sewer Mains	The project is for the relining of sewer mains and manholes as well as for closed circuit television (CCTV) of sewers across the region. The relining works are based upon CCTV which identifies areas of concern in the network for rehabilitation.	750,000	406,552	1,156,552				406,552	750,000
Sewerage	Caravan Fill and Dump Point	Installation of a new caravan/RV fill point and dump point on Wallangarra Rd, Stanthorpe	150,000		150,000					150,000
Sewerage	Sewerage Network Renewals	This project is for the renewal of mains that are either failed or close to failing.	500,000		500,000					500,000
Sewerage	Remove Common Drains Warwick and Stanthorpe Sewers	This project is for the renewal of sewer connections that have become problematic. Multiple connections are utilising a single connection point that cannot support the number of connections.	100,000		100,000					100,000
Sewerage	Wallangarra CED Ponds Bank Stabilisation	The wastewater treatment plant at Wallangarra consists of seven CED ponds. The walls of these ponds have been eroding with the embankment material falling into the ponds and impacting on the storage volume and the treatment process. The embankments for all seven ponds will be reinstated and rock protection added.	150,000		150,000					150,000
Sewerage	Warwick WWTP Replacement of 450mm pipe	As growth continues in Warwick, the sewerage network needs to be improved. The existing DN450 gravity sewer is nearing end of life and will require renewal. To cater for growth, the renewal will be to a larger size of DN750. This is the last segment of gravity line before entering the inlet works.	450,000		450,000					450,000
Sewerage	Warwick West Trunk Sewer	As growth continues in Warwick, the sewer network needs to be improve. The western area of Warwick has been designated for being seweraged however there is limited opportunity for a developer to be able to provide the infrastructure to cater for growth in the sewerage network. Council will undertake construction of a gravity sewer network to allow for development based on previous planning works.	700,000		700,000					700,000
Sewerage	McEvoy Rising Main and gravity system	This project is for the replacement of the aging rising main for the McEvoy St Sewage Pumping Station (SPS) in Warwick located at Lot 1 on RP130144 (63 McEvoy St). To be undertaken starting in the 2024/25 financial year and continuing through 25/26 at a total cost of \$2M.	1,200,000		1,200,000					1,200,000

**Southern Downs Regional Council
2025/26 Capital Works Program**

Number of Projects: 153			Total	Total	Total	Total	Total	Total	Total	Total
			\$ 43,168,286	\$ 26,100,042	\$ 69,268,328	\$ 14,486,433	\$ 1,971,000	\$ 2,500,000	\$ 26,100,042	\$ 24,210,853
Department	Project Name	Project Description	New 2025/26 Expenditure	2024/25 Estimated Carry Overs	Total Expense Budget	External Funding	Reserves	Loans	2024/25 Funding Carry Overs	Depreciation
Sewerage	Replacement of retaining walls	This project is for the renewal of a major retaining wall at the Warwick Wastewater Treatment Plant (WWTP). The retaining wall is a major structure at the plant and is in need of replacement due to its poor condition. It's renewal will meet current construction and design standards and will ensure the safety of staff and contractors.	150,000		150,000					150,000
Sewerage	SPS Safety renewals	This project is for the renewal of safety measures at sewage pumping stations in the region. Generally this will be for railings, steps and fall prevention measures.	200,000		200,000					200,000
Sewerage	Warwick Caravan Dump Point Renewal	This project is for the construction of a relocated caravan dump point to replace the existing setup at Morgan Park. The existing site is difficult to locate and is ageing. The new site will be located for ease of access and more appropriately located.	60,000		60,000					60,000
Sewerage	Warwick WWTP Sodium Hypo Shed/Carport	This project is for the upgrade storage facility for Sodium Hypo at the Warwick Wastewater Treatment Plant. Recycled water requires disinfection and a chlorine residual to ensure public health protection. The sodium hypochloride tanks are not protected and the heat and sun degrade the strength of the chemical. In order to preserve the chemical, a carport is required to protect the tanks from the sun.	30,000		30,000					30,000
Sewerage	Morgan Park Recycled Water Consumer Connection	Provide connection from Recycled Water tank to consumers to allow sale and removal of consumption of raw water.	100,000		100,000					100,000
Sewerage	Sewer Rising Main Replacement	To replace the McEvoy SPS rising main and to upgrade a portion of gravity main that this feeds into that is under sized.		122,799	122,799				122,799	
Sewerage	Sewer Rising Main - Renewal	Sewer Rising Main - Renewal, design only		118,430	118,430				118,430	
Sewerage	Warwick STP Upgrade	To address a range of issues identified through the condition assessment as well as looking at upgrading of the plant to improve the class for recycled water and increase the volume.		492,950	492,950				492,950	
Water	Leyburn Bore and Pipeline	The current bore has quality issues. This project is for a replacement water source and pipeline, make safe existing and ensure compliance	600,000		600,000					600,000
Water	Warwick WTP Chemical Shed	A shed is required to house the hypo chlorine treatment assets	40,000		40,000					40,000
Water	Leslie Dam Raw Water Pipeline	This project is to replace the raw water pipeline from Leslie Dam before there is a catastrophic failure leaving Warwick, Allora and Yangan without water.	1,500,000		1,500,000			1,500,000		
Water	Northern Line Connection to Stanthorpe	This project is for the construction of a water pipe connection from the Stanthorpe Water Treatment Plant direct to the north and into the system at Alice St in order to provide additional flow to facilitate growth. Includes retirement home & Aerodrome Rd Underbore	150,000		150,000					150,000
Water	Replace Rural Watermain	Replace rural watermain that are at the end of their useful and have experienced several breaks	60,000		60,000					60,000
Water	Smart Water Metering Stage 2	This project will complete the installation of any outstanding meters and progress the installation of DMA assets	1,500,000		1,500,000	1,500,000				
Water	Warwick WTP Distribution Centre Upgrade	The project is for the final design and construction of a new water pipeline distribution centre located at the Warwick Water Treatment Plant (WTP).	1,000,000	2,109	1,002,109			1,000,000	2,109	
Water	Warwick Water Main Renewal	Water main renewals at Warwick	500,000		500,000					500,000
Water	Valve and Hydrants Renewal	This project is for the renewal of fittings on water mains that have either reached or are beyond their effective life. As water mains age, the fittings associated with them deteriorate before the main and become unusable. Replacement is required in order allow for firefighting circumstances and the closing of mains for maintenance purposes.	420,000		420,000					420,000
Water	Northern Water Main Renewal	Renewal of watermain in Allora, Leyburn, Preston	150,000		150,000					150,000
Water	Southern Water Main Renewal	Stanthorpe, Dalveen, Wallangarra renewals - 25/26 upgrade Archibald St and Lock St in Stanthorpe	350,000		350,000					350,000
Water	Killarney Water Main Renewal	Water Main renewals at Killarney	150,000		150,000					150,000
Water	Safety Improvement Work	The project is for the construction of new / renewal of items related to safety. A particular focus will be on the Warwick WWTP, then the Sewage Pumping Stations in Warwick, to ensure that railings, stairways, retaining walls and embankments are renewed and new elements installed to meet current standard to ensure the safety of staff and contractors.	100,000		100,000					100,000

**Southern Downs Regional Council
2025/26 Capital Works Program**

Number of Projects: 153			Total	Total	Total	Total	Total	Total	Total	Total
			\$ 43,168,286	\$ 26,100,042	\$ 69,268,328	\$ 14,486,433	\$ 1,971,000	\$ 2,500,000	\$ 26,100,042	\$ 24,210,853
Department	Project Name	Project Description	New 2025/26 Expenditure	2024/25 Estimated Carry Overs	Total Expense Budget	External Funding	Reserves	Loans	2024/25 Funding Carry Overs	Depreciation
Water	Stanthorpe Clear Water Reservoir Roof Replacement	The project is for the design and construction of a replacement or repaired roof on the clear water reservoir at the Stanthorpe Water Treatment Plant (WTP).	150,000	137,740	287,740				137,740	150,000
Water	Water Treatment Equipment Renewal	This project is for the renewal of equipment related to the treatment process that are essential for ensuring that water is treated to drinking water quality	100,000		100,000					100,000
Water	Stanthorpe WTP Process and compliance renewals	This project is for the renewal of infrastructure at the Stanthorpe Water Treatment Plant that has been identified in the condition assessment and process reviews from 2021 to ensure continued suitable treatment for the supply of drinking water to the community. Stage 1 is for the renewal of all identified items for critical works.	250,000		250,000					250,000
Water	Killarney water main at WTP	This project is for the installation of a water main from the off stream storage to the water treatment plant. This will allow water from the Killarney weir to flow into the off stream storage while at the same time allowing pumping from the off stream storage back to the treatment plant for continuous flow of water in and out of the storage and continuous treatment and supply to the township. De-silting Killarney weir to keep the water supply intake clear of silt. The silt builds up against the intake pipe and impacts the raw water quality and treatment processes and performance of the assets.	250,000		250,000					250,000
Water	Seismicity Study	As part of the dam safety review, it was determined that Council should conduct a seismicity study. The results from this study will feed into future projects and is required for continued compliance.	120,000		120,000					120,000
Water	Connolly Dam Spillway Options	Works required to meet acceptable Flood Capacity as per dam safety legislation.		880,802	880,802				880,802	
Water	Drought Resilience Package - SDRC	Undertake work as required under the drought resilience package to access underutilised local water supply sources that diversify town water supply options and can extend the available urban water supply for the Southern Downs.		2,521,361	2,521,361				2,521,361	
Water	Wallangarra CED Ponds Renewal	Investigation for options assessment and to undertake required work to complete desludging of the Wallangarra CED ponds.		14,323	14,323				14,323	
Water	Rehab of Recycled Main at Stanthorpe	To integrate the Urban line into Northern line with connection points and meet Council objective to use recycled water more efficiently.		147,399	147,399				147,399	
Water	Warwick Water Storage, Treatment & Source	Various projects to continue to meet Council's legislated water quality requirements as a water service provider		86,424	86,424				86,424	
Water	Valve and Hydrants Renewal	Valve and hydrant renewals across the water network.		18,727	18,727				18,727	
Water	Jardine St Reservoir Upgrade	The reservoir needs to be upgraded, whether through repairs to the existing and adding additional storage or replacing the existing with new storage reservoirs.		184,440	184,440				184,440	
Water	Freestone Reservoir Upgrade	Soil stabilisation works to stop further movement of the reservoir and undertake lining repairs to the reservoir.		265,125	265,125				265,125	
Water	Pump Station & Rising Main Lot 58 ML127	Design to provide a sewerage pump station and rising main to the industrial lot 58 ML127 as well as the adjacent industrial area.		1,636,876	1,636,876				1,636,876	
Water	Killarney WTP Automation	To supply and install generators and associated works.		8,042	8,042				8,042	
Water	Wallangarra WTP Automation	Construct new shed for electronics and create additional automatic control.		8,042	8,042				8,042	
Water	Stanthorpe WTP Upgrade Strategy	Water treatment plant upgrades identified at condition assessment and process review.		201,535	201,535				201,535	
Water	Replacement of UPSs	Replacement of Uninterrupted Power Supplies (UPSs) across the water and wastewater network. These range in size and location throughout the Region and are generally located at treatment plants.		49,622	49,622				49,622	
Water	New Security Fencing and Signage	New Security Fencing and Signage at various reservoirs and dam sites.		29,787	29,787				29,787	
Water	Dalveen, Pratten & Leyburn Water Treatment Improvement	Dalveen, Pratten & Leyburn Water Treatment Improvement work. Provision of UV and SCADA improvements.		62,100	62,100				62,100	
Water	SCADA and instrumentation upgrade	To renew or upgrade the SCADA and telemetry to effectively monitor and control Council's water and waste water assets including Pump Stations and Reservoirs.		143,000	143,000				143,000	

**Southern Downs Regional Council
2025/26 Capital Works Program**

Number of Projects: 153			Total \$ 43,168,286	Total \$ 26,100,042	Total \$ 69,268,328	Total \$ 14,486,433	Total \$ 1,971,000	Total \$ 2,500,000	Total \$ 26,100,042	Total \$ 24,210,853
Department	Project Name	Project Description	New 2025/26 Expenditure	2024/25 Estimated Carry Overs	Total Expense Budget	External Funding	Reserves	Loans	2024/25 Funding Carry Overs	Depreciation
Water	Stanthorpe Commercial Users Water Standpipe	Construction of a new water standpipe for commercial users, to address issues with the current arrangement.		138,755	138,755				138,755	
Water	Skillion Awning	Construction of Titan 929 Clearspan Skillion Awning in front of plumbers shed.		37,900	37,900				37,900	
Works	Oak Av, Percy St, Canning St Stormwater	Design stormwater infrastructure for Oak Av/Percy St/Canning St catchment area.	500,000		500,000					500,000
Works	Flood Recovery Jan 2024 Event (QRA)	Undertake flood recovery works on damaged council road assets due to the flood event that occurred between 25 January to 26 February 2024.	5,240,568	3,181,600	8,422,168	3,874,671			3,181,600	1,365,897
Works	Haigs Rd Widening	Widening of Haigs Rd, Allora to allow dual traffic lanes 2025-26 Design 2026-27 Construction Possible SLRIP funding application	35,000		35,000					35,000
Works	Rosehill Rd Pathway Const Stg1 ATF CNLGG	Rosehill Rd Shared Pathway Footpath Construction ATF CNLGG Stage 1: Wood St to Victoria St	750,000		750,000	750,000				
Works	Matthews St Stormwater Retention Basins	Extend the stormwater retention basin along Matthews Street within Barnes Park	400,000		400,000					400,000
Works	William Street Island Removal	Removal of islands in William St and others. It is becoming increasingly difficult for staff to maintain these islands and they become unsightly and overgrown very quickly. The concrete edgings around the islands are damaged and in need of repair as well so it is timely to consider the removal where possible. (Councillor Initiated)	500,000		500,000					500,000
Works	Jack Smith Gully Rd Floodway	Design for replacement of Jack Smith Gully Rd floodway at chainage 2.7	40,000		40,000					40,000
Works	Guy St Rehab RTR 25-26	2025-26: Stormwater, kerb and channel, footpath replacement and pavement resurfacing from Fitzroy St to Grafton St 2026-27: Pavement resurfacing from Grafton St to Percy St	695,710		695,710	695,710				
Works	Top Swanfels Rd Drain-Rehab RTR	Drainage and rehabilitation along the sealed section of Top Swanfels Road (chainage 0 to 7140)	789,100		789,100	789,100				
Works	Resheeting Program 25-26, 26-27	Undertake gravel resheeting on various roads throughout the region	993,440		993,440					993,440
Works	Cheese Factory Rd Trial Treatments	Undertake trial treatments to rehabilitate Cheese Factory Rd	485,500		485,500	158,184				327,316
Works	Goomburra Rd Rehab, Widening TIDS 25-26	Rehabilitation of Goomburra Rd (CH11800-12248) and widening (CH13200-13560)	787,800		787,800	393,900				393,900
Works	Palmerin St Footpath (W4Q24-27)	Upgrade of the gravel footpath to a concrete footpath on the eastern side of Leslie Park, Palmerin Street, Warwick	237,000		237,000	100,000				137,000
Works	Jack Smith Gully Rd Reseal TIDS 25-26	Resealing of Jack Smith Gully (CH2797-2940, 5030-5870)	92,064		92,064	46,032				46,032
Works	Mclvors Rd Rehab RTR 25-26	Rehabilitation of Mclvors Rd (CH0-1574, 1874-2064)	381,800		381,800	381,800				
Works	Clintonvale-Goomburra Rd Rehab RTR 25-26	Rehabilitation of Clintonvale-Goomburra Rd (CH1200-2260)	144,900		144,900	144,900				
Works	Charleys Gully Rd Rehab RTR 25-26	Rehabilitation of Charleys Gully Rd (CH0-2680)	157,100		157,100	157,100				
Works	Old Stanthorpe Rd TIDS 25-26	Urgent safety improvements; widening of chainage 7.36-7.96; and design to seal chainage 20.5 to 25.8	552,612		552,612	276,306				276,306
Works	Junabee Rd Drainage TIDS 25-26	Conduct roadside drainage improvements on both sides of Junabee Road where required commencing at chainage 0 and progressing towards to 3km	300,000		300,000	150,000				150,000
Works	Intersection Sealing Gravel Roads TIDS 25-26	To address safety concerns where some of Council's gravel roads intersect with higher-volume sealed roads. It is proposed to seal approximately the first 50m of the intersecting gravel roads	250,000		250,000	125,000				125,000
Works	Phelans Rd Rehab RTR 25-26	Rehabilitation of Phelans Rd (CH740-1220) and resealing (CH0-740)	94,300		94,300	94,300				
Works	Lyndhurst La Reseal TIDS 25-26	Reseal Lyndhurst Lane from chainage 0 to 0.15 and 0.98 to 1.48km	40,300		40,300	20,150				20,150
Works	Willowvale Rd Rehab/Reseal TIDS 25-26	Rehabilitate Willowvale Road from chainage 2.645 to 3.545 and to reseal from chainages 0.03 to 0.51, 0.73 to 0.94, 1.32 to 1.653 and 2.645 to 3.545km	247,680		247,680	123,840				123,840
Works	Non LRRS Roads Resealing TIDS 25-26	Reseal various roads/small road sections that are not Local Roads of Regional Significance (LRRS)	46,880		46,880	23,440				23,440
Works	Emu Creek Rd River Scour Recovery Works	Emu Creek has significantly scoured its embankment, dangerously close to Emu Creek Road at chainage 4.7. This project is to undertake emergency works to make the road safe and to seek a way forward to stabilise the bank or explore any other options.	400,000		400,000					400,000

**Southern Downs Regional Council
2025/26 Capital Works Program**

Number of Projects: 153			Total \$ 43,168,286	Total \$ 26,100,042	Total \$ 69,268,328	Total \$ 14,486,433	Total \$ 1,971,000	Total \$ 2,500,000	Total \$ 26,100,042	Total \$ 24,210,853
Department	Project Name	Project Description	New 2025/26 Expenditure	2024/25 Estimated Carry Overs	Total Expense Budget	External Funding	Reserves	Loans	2024/25 Funding Carry Overs	Depreciation
Works	Fairwill Dr Rehabilitation	Fairwill Drive rehabilitation design to reinstate the road asset to suitable standard for urban residential area.	900,000		900,000					900,000
Works	Floodway Replacement Program 25-26	Undertake floodway renewal/stabilisation works throughout the region	312,533		312,533					312,533
Works	Reseal Program 25-26	Undertake road reseals at various locations across the region	1,491,708		1,491,708					1,491,708
Works	Drainage Program 25-26	Undertake roadside drainage on various roads throughout the region	781,333		781,333					781,333
Works	Asphalt Program 25-26	Undertake asphalt resurfacing at various locations across the region	365,700		365,700					365,700
Works	Allora Dr-Forde St Rehab	Rehabilitation of Allora Dr (CH240-673) and Forde St (CH580-1287)	553,000		553,000					553,000
Works	Footpath Replacement Program 25-26	Undertake footpath section replacement works throughout the region	120,258		120,258					120,258
Works	Black Spot Program 22-23	Close the Y-intersection of Glen Rd-Willi St, widen and improve safety at the intersection of Glen Rd-Tooth St		446,502	446,502				446,502	
Works	Easey St Drainage LGIP/ERFRR	Drainage improvements in accordance of LGIP SW01 and to alleviate drainage issues at the Gymnastic Club plus establishment of drainage easement/reserve.		637,925	637,925				637,925	
Works	Fairwill Dr Rehabilitation	Fairwill Drive rehabilitation design to reinstate the road asset to suitable standard for urban residential area.		9,254	9,254				9,254	
Works	Railway St-Britannia St Signage BS24-25	Installation of dynamic intersection warning signs at Railway St/Britannia St, Stanthorpe		32,000	32,000				32,000	
Works	Railway St Rehabilitation RTR24-25	Rehabilitation of Railway Street, Stanthorpe including replacement of kerb and channel.		351,137	351,137				351,137	
Works	Tannymorel Rd Widening Design	Tannymorel Road widening design to improve road safety on this well-utilised road.		20,858	20,858				20,858	
Works	Oak Av, Percy St, Canning St Stormwater	Design stormwater infrastructure for Oak Av/Percy St/Canning St catchment area.		54,972	54,972				54,972	
Works	Replace Damaged Kerb and Channel 24-25	Replace sections of damaged kerb and channel infrastructure in Killarney, Allora and Fitzroy St Warwick.		94,367	94,367				94,367	
Works	Drainage Improvement Program 24-25	To renew Council's road assets to extend the useful life of the asset by undertaking sealed road formation drainage to ensure effective road drainage.		96,385	96,385				96,385	
Works	Reseal - Rehab Program 24-25	Provide resurfacing and rehabilitation to Council's bitumen roads.		61,070	61,070				61,070	
Works	Inverramsay Rd TIDS 24-25	Safety improvements on Inverramsay Road.		215,552	215,552				215,552	
Works	Hutchisons La Floodway RTR24-25	Replace the failed floodway with a structure that meets the Department of Agriculture & Fisheries (DAF) Acceptable Development Requirements for Waterway Barrier Works (ADR).		181,156	181,156				181,156	
Works	Connells Bridge Rd Guardrail	Installation of compliant guardrails on the approaches to the bridge on Connells Bridge Road, Wheatvale. Compliance also requires some road widening at these locations.		82,277	82,277				82,277	
Works	Pikedale Cluster Fence Grid Replacement Assistance	To provide construction assistance (plant and labour) to install a compliant grid structure.		20,000	20,000				20,000	
Works	Womina Willowvale and Frees Road Complimentary Flood Works	Undertake flood recovery works on damaged council road assets due to the flood event.		160,000	160,000				160,000	
Environmental Services	Legacy Landfill Program 25/26	To undertake work to properly decommission 14 smaller legacy landfill sites in accordance with legislative requirements.	100,000		100,000					100,000
Environmental Services	Warwick Phytocap Design	Design for Phyto cap of the finished Warwick Cell	150,000		150,000					150,000
Environmental Services	Wallangarra Phytocap	Delivery of Phyto cap design developed in 2024-25 period	625,000		625,000					625,000
Environmental Services	Stanthorpe Waste Profile Capping	Stanthorpe Waste Profile Capping and remediation of the Stanthorpe landfill.		2,300,000	2,300,000				2,300,000	
Environmental Services	Security Cameras Bin Compounds	Install surveillance cameras (including registration plate recognition) at unsupervised bin compounds		15,000	15,000				15,000	
Environmental Services	Legacy Landfill Program 24/25	To undertake work to properly decommission 14 smaller legacy landfill sites in accordance with legislative requirements.		36,570	36,570				36,570	
Environmental Services	Warwick Waste Cell	Waste - Warwick Cell construction of new landfill cell at Warwick		5,300,000	5,300,000				5,300,000	
Financial Services	SafeCity CCTV Renewal Program W4Q 24-27	Project adopted in 24/25 FY. Design currently being undertaken.	300,000		300,000	300,000				
Financial Services	Stores Shed for Water equipment	Shed for the storage of linear equipment covered from UV degradation	80,000		80,000					80,000
Financial Services	Chambers Meeting Audio (Warwick and Stanthorpe)	Chambers Meeting Audio (Warwick and Stanthorpe)	60,000		60,000					60,000

**Southern Downs Regional Council
2025/26 Capital Works Program**

Number of Projects: 153			Total	Total	Total	Total	Total	Total	Total	Total
			\$ 43,168,286	\$ 26,100,042	\$ 69,268,328	\$ 14,486,433	\$ 1,971,000	\$ 2,500,000	\$ 26,100,042	\$ 24,210,853
Department	Project Name	Project Description	New 2025/26 Expenditure	2024/25 Estimated Carry Overs	Total Expense Budget	External Funding	Reserves	Loans	2024/25 Funding Carry Overs	Depreciation
Financial Services	Dog Pounds (x2) CCTV Renewal	Dog Pounds (x2) CCTV Renewal	40,000		40,000					40,000
Financial Services	Security System Renewal - Warwick Gallery, Water Treatment, Dog Pounds	Warwick Gallery, Water Treatment, Dog Pounds Security System Renewal (Access Cards)	40,000		40,000					40,000
Financial Services	Cross-Albion Street Fibre Relocation	Cross-Albion Street fibre relocation	20,000		20,000					20,000
Financial Services	Data Analytics System (Clarity)	The establishment of a flexible system designed to analyse critical business data to provide insights into trends such as customer requests, IT requests, project management.		24,364	24,364				24,364	
Financial Services	Admin Building Security System Renewal	Renewal of applied electronic security systems (both access control and CCTV) at the Warwick and Stanthorpe Administration Buildings, bringing them into alignment with the new Integriti ecosystem.		40,000	40,000				40,000	
Asset, Spatial and Projects	Trimble GNSS System Rover System	The current Rover system is obsolete (3G). Work arounds are being used to connect. New equipment will remove the reliance on the Mobile Network reliance.	45,000		45,000					45,000
Asset, Spatial and Projects	Solar to Council Facilities 23/24	Installation of roof mounted solar panels on various Council owned buildings, as informed by energy audits and solar feasibility studies.		86,152	86,152				86,152	
Asset, Spatial and Projects	Solar to Council Facilities 24/25	Installation of roof mounted solar panels on various Council owned buildings, as informed by energy audits and solar feasibility studies.		125,000	125,000				125,000	

External Funding Sources

CNLGGP	Cycle Network Local Government Grants Program
ERFRR	Emergency Response Fund Recovery Resilience
LGIP	Local Government Infrastructure Plans
LRRS	Local Roads of Regional Significance
RAP4	Regional Airports Program - Round 4
RTR	Roads to Recovery
QRA	Queensland Reconstruction Authority
TIDS	Transport Infrastructure Development
W4Q	Works for Queensland

SOUTHERN DOWNS REGIONAL COUNCIL
PROPOSED WORKS PROGRAM 2025/26

Project Name	Expenditure
Resheet Program 25-26	993,440
Barnes Road, Applethorpe	
Border Road, Applethorpe	
Inverary Road, Pikedale	
Jimmy Mann Road, Broadwater	
Kenyon Lane, Glenlyon	
Pradella Road, Pozieres	
Russenden Lane, Glenlyon	
Springdale Road, Pikedale	
Sundown Road, Ballandean	
Top Swanfels Road, Swanfels	
Reseal Program 25-26	1,491,708
Ann Street, Applethorpe	
Berat-Forrest Springs Road, Spring Creek	
Connells Bridge Road, Upper Wheatvale	
Frees Road, Warwick	
Glen Road, Warwick	
Montrose Lane, Greymare	
Mount Marshall-Clintonvale Road, Mount Marshall	
Springdale Road, Greenlands	
Sullivan Drive, Stanthorpe	
Swanfels Road, Yangan	
Symes Street, Stanthorpe	
Thornedale Road, Glen Aplin	
Warner Street, Warwick	
Wheatvale Plains Road, Wheatvale	
Drainage Program 25-26	781,333
Hendon-Goomburra Road, Hendon	
Hendon-Mount Marshall Road, Mount Marshall	
Hermitage-Emu Vale Road, The Hermitage	
Jingary-Mount Sturt Road, Junabee	
Kadows Road, Clintonvale	
Springdale Road, Greenlands	
Womina-Willowvale Road, Womina	
Kerb and Channel Replacement 25-26	312,533
Fitzroy Street, Warwick	
Herbert Street, Allora	
High Street, Stanthorpe	
Palmerin Street, Warwick	
Intersection Sealing Gravel Roads (TIDS)	250,000
Aerodrome Road-Torresan Road, Applethorpe	
Bapaune Road-Butler Road, Amiens	
Border Road-Torresan Road, Applethorpe	
Cannon Creek Road-Bamberry Road, Bapaune	
Cannon Creek Road-Barker Lane, Cannon Creek	
Dalcouth Road-Mills Road, Dalcouth	
Eukey Road-Breens Road, Eukey	
Eukey Road-Parrish Lane, Eukey	
Eukey Road-Perkins Lane, Ballandean	
Glen Niven Road-Hopgood Lane, Glen Niven	
Glenlyon Dam Road-Springdale Road, Glenlyon	
Mt. Stirling Road-Collins Road, Glen Aplin	
New England Highway-Halls Lane, The Summit(subject to TMR approval)	
Nundubermere Road-Boyce Road, Broadwater	
Rabbit Fence Road-Scotts Camp Road, Pozieres	
Sugarloaf Road-Lode Creek Road, Sugarloaf	
Sugarloaf Road-Rouen Lane, Sugarloaf	
Tennant Road-Best Lane, The Summit	
Floodway Renewals	312,533
Tralee Road, Leyburn	
Tummalville Road, Leyburn	
Washpool Road, Rosenthal Heights	
Asphalt Renewals	365,700
Rowley Court, Stanthorpe	
Davidi Street/Folkestone Street/Granite Street intersection, Stanthorpe	
Sugarloaf Road, Stanthorpe	

SOUTHERN DOWNS REGIONAL COUNCIL
PLANT REPLACEMENT PROGRAM 2025/26

Plant No.	Description	Estimated Purchase Price
	P17 TRUCKS (>2 Tonne)	\$5,380,000
P60221	Ford Transit Dual Cab Flat Tray	\$95,000
P60220	Ford Transit Dual Cab Flat Tray	\$95,000
P60219	Ford Transit Dual Cab Flat Tray	\$95,000
P 11 TRUCKS (>5 Tonne)		
P60247	Fuso 815 Canter Crew Cab Flat Tray	\$95,000
P00946	Hino 717 Medium Tip Truck	\$115,000
P12 TRUCKS (5-8 tonne, single drive)		
P60148	Hino 500 Series GH 1728	\$170,000
P60147	Hino 500 Ser GH 1728 & HIAB Crane	\$190,000
P00860	UD MK 1125 FAL Medium Cab Chassis	\$630,000
P14 Trailers (heavy):		
P00823	Trailer Semi-Traxle Tipper (Peak)	\$140,000
P01258	Trailer Super Dog (Peak)	\$100,000
P00830	Peak Eng Quad Axle Plant Trailer	\$110,000
P15 TRUCKS (9-16 tonne, bogie drive)		
P01172	Hino 700 FS 2844 Water Truck	\$350,000
P22 2WD Single Cab Utility:		
P60233	Ford PX Ranger 2.2LT Hi-Ride Tray	\$46,000
P60466	Ford XL Ranger 2.2LT Wailgate loader	\$50,000
P60374	Mazda BT-50 2WD Extra Cab	\$46,000
P23 4WD Dual Cab Utility:		
P60635	Triton GLX+ 4WD Dual Cab	\$52,000
P60636	Triton GLX+ 4WD Dual Cab	\$52,000
P00756	Ford PX Ranger Dual Cab	\$60,000
P60528	Ford XL Ranger 4WD Dual cab	\$52,000
P60632	Isuzu S Dmax 4WD Dual Cab Ute	\$52,000
P60468	Ford XL Ranger 4WD Dual Cab	\$52,000
P60467	Isuzu SX D-Max 2WD Dual Cab	\$52,000
P32 ROLLERS		
P60202	Caterpillar CW34 Multi- Tyred	\$200,000
P33 LOADERS:		
P60324	Case 721XT Loader	\$300,000
P01244	John Deere 624K End Loader	\$300,000
P60440	Cat 226D Skid Steer Loader	\$95,000
P41L Mowers (Rider - large):		
P60283	Toro Ground Master 4010-D Mower	\$130,000
P60242	Husler Super Z Diesel 60" Rear Discharge	\$35,000
P60458	John Deere 1568 Out Front Mower	\$60,000
P54 WaterTanks		
P00429	Water Tank/FELCO 6800L)	\$85,000
	Workshop Tools and Equipment	
Hired	Parts Washers	\$25,000
Hired	Parts Washers	\$25,000
V15 4WD & AWD WAGON		
P60474	Isuzu LSM MDX 4WD Wagon	\$45,000
P60727	Subaru Forester S AWD Wagon	\$60,000
P60420	Mitsubishi iNX Pajero GLS Wagon	\$55,000
P60509	Kia Sorento Sport AWD Wagon	\$55,000
P60393	Ford Escape Trend AWD Wagon	\$50,000
	MISCELLANEOUS PLANT	
	Plant New Procurement	
New	Water and Waste Water - Vacuum Truck	\$418,000
New	Stanhope STP - 4WD Extra Cab Utility	\$48,000
New	Warwick WTP - 4WD Extra Cab Utility	\$48,000
New	Warwick WTP Supervisor - 4WD Extra Cab Utility	\$48,000
New	Stanhope WTP Supervisor - 4WD Extra Cab Utility	\$48,000
New	Stanhope W&WW Network team - 4WD Single Cab Ute	\$48,000
New	Warwick W&WW Network Team - 4WD Single Cab Ute	\$48,000
New	Warwick W&WW - ST Excavator	\$80,000
New	Stanhope P&G - 4WD Dual Cab Utility	\$50,000
New	Warwick P&G - 4WD Dual Cab Utility	\$50,000
New	Warwick Planning and Development - Med SUV	\$45,000
	Plant New Procurement	
	Integrated Vehicle Management System (IVMS)	\$180,000
	Estimated Trade or Auction Price	\$1,107,000
	2025/26 Budgeted Changeover	\$4,273,000

Southern Downs Regional Council 10 Year Capital Program by Department

Department	Project Name	FY25/26 Expenditure	FY 26/27 Expenditure	FY 27/28 Expenditure	F28/29 Expenditure	FY29/30 Expenditure	FY 30/31 Expenditure	FY31/32 Expenditure	FY32/33 Expenditure	FY33/34 Expenditure	FY 34/35 Expenditure	Total Expenditure
10 - Community Services	Warwick Library and Open Space	80,000										80,000
	WIRAC Filtration System (Proposed W4Q)	1,900,000										1,900,000
	WIRAC EWIS and PA System		750,000									750,000
	DJI Matrice 350 RTK Photogrammetry Surveying Bundle		40,000									40,000
	UAV for Disaster Management										60,000	60,000
	Stanthorpe Aerodrome Lighting	400,000	452,393									852,393
	Warwick Town Hall (WTH) Improvement plan								500,000	500,000	1,000,000	2,000,000
	WIRAC Roof Replacement		1,100,000	1,100,000								2,200,000
	WIRAC DDA Compliance		700,000	700,000								1,400,000
	WIRAC Lighting and Electrical Distribution Switchboards		550,000	550,000								1,100,000
	WIRAC Pool deck amenities rebuild				500,000							500,000
	WIRAC Remediation Plan of spring floor in Courts				130,000							130,000
	WIRAC Building Façade and cladding				650,000	650,000						1,300,000
	WIRAC Backflow prevention - Potable Water				100,000							100,000
	WIRAC - Structural Steel Corrosion Treatments					760,000						760,000
10 - Community Services Total		2,380,000	3,592,393	2,350,000	1,380,000	1,410,000	-	-	500,000	500,000	1,060,000	13,172,393
30 - Corporate Services	Redevelopment of Warwick Saleyards - Stage 4 (W4Q)	795,000										795,000
	Customer Service Area - Warwick	80,000										80,000
	Truck Wash Effluent Management Options	80,000	300,000									380,000
	Keys Register and Management				100,000	400,000						500,000
30 - Corporate Services Total		955,000	300,000	-	100,000	400,000	-	-	-	-	-	1,755,000
20 - Park & Operations	Community Infrastructure - Buildings		250,000	500,000	500,000	500,000	1,000,000	1,000,000	1,000,000	1,000,000	750,000	6,500,000
	Community Infrastructure - Open Spaces		230,000	500,000	500,000	750,000	500,000	500,000	500,000	750,000	500,000	4,730,000
	Community Infrastructure Replace Murals		151,128	20,302	152,264	20,455	153,409	20,608	154,562	20,814	157,653	851,195
	Plant Replacement Program	5,380,000	6,261,000	4,361,000	3,787,000	4,052,000	3,800,000	3,874,000	6,729,000	5,057,000	2,712,000	46,013,000
	Community Infrastructure - Memorials		21,000	100,000	100,000	100,000	100,000	100,000	100,000	100,000	100,000	821,000
	Depot and Administration Building		300,000	300,000	300,000	300,000	300,000					1,500,000
	HVAC Annual Renewal program- various	250,000										250,000
	Stanthorpe Farley Street toilet refurbishment	80,000										80,000
	Leyburn Sports Grounds toilet renewal	160,000										160,000
	DOLA Shade structures- Warwick/Stanthorpe	72,000										72,000
	Stanthorpe Senior Citizens refurbishment/upgrade	80,000										80,000
	Playground Safety Upgrades	150,000										150,000
	Playground Shade Structures- various	80,000										80,000
	Renewables Playground/Exercise equipment installation	180,000										180,000
	Warwick Queens and Federation Parks river walk lighting	250,000										250,000
	Warwick Eden Gardens driveway reseal	230,000										230,000
	Warwick Cemetery drainage remediation	130,000										130,000
	Stanthorpe Cemetery drainage remediation	65,000										65,000
	Stanthorpe Sports Association field lighting LED upgrade	90,000										90,000
	Storm King Dam reserve wood barbecue replacement	25,000										25,000
	Stanthorpe Depot Redevelopment Feasibility & Design		50,000									50,000
	Warwick Depot Workshop waste oil facility	45,000										45,000
	Warwick Leslie Park office safety upgrades	30,000										30,000
	Killarney Depot crib/site office renewal	30,000										30,000
	Allora Depot crib/site office renewal	30,000										30,000
20 - Park & Operations Total		7,357,000	7,263,128	5,781,302	5,339,264	5,722,455	5,853,409	5,494,608	8,483,562	6,927,814	4,219,653	62,442,195
30 - Sewerage	Allora Wastewater Project										600,000	600,000
	Relining of Sewer Mains	750,000	1,000,000	1,000,000	1,000,000	1,200,000	1,200,000	1,200,000	1,400,000	1,400,000	1,400,000	11,550,000
	SCADA and Instrumentation Upgrade		100,000		100,000		100,000	100,000	110,000	110,000	110,000	730,000
	Stanthorpe WWTP Upgrade	400,000		15,000,000	17,000,000							32,400,000
	Rehab of Recycled Main at Stanthorpe		450,000	300,000	300,000	300,000	200,000					1,550,000
	Remove Common Drains Wck and Stpe Sewers	100,000	100,000	100,000	100,000	100,000	120,000	120,000	140,000	140,000	140,000	1,160,000
	Caravan Fill and Dump Point	150,000										150,000
	Wallangarra CED Ponds Bank Stabilisation	150,000										150,000
	Pump Replacement Program					150,000	150,000	200,000	200,000	200,000	220,000	1,120,000
	Replace cover over dewatered sludge storage		150,000									150,000
	Replace reservoir roof cover		100,000									100,000
	Cleary St/Dragon St SPS Renewal		300,000	1,500,000	1,700,000							3,500,000

Southern Downs Regional Council
10 Year Capital Program by Department

Department	Project Name	FY25/26 Expenditure	FY 26/27 Expenditure	FY 27/28 Expenditure	F28/29 Expenditure	FY29/30 Expenditure	FY 30/31 Expenditure	FY31/32 Expenditure	FY32/33 Expenditure	FY33/34 Expenditure	FY 34/35 Expenditure	Total Expenditure
	Sewer System Network Upgrades					500,000	500,000	500,000	500,000			2,500,000
	Sewer System Improvement Program									500,000	3,350,000	5,600,000
	Warwick WWTP Replacement of 450mm pipe	450,000	300,000									750,000
	Trunk Sewer, Depot Rd subdivisions to Scots PGC SPS					600,000	1,720,000					2,320,000
	Warwick West Trunk Sewer	700,000	2,500,000	1,465,000								4,665,000
	McEvoy Rising Main and gravity system	1,200,000										1,200,000
	CED Scheme Condition Assessment		200,000									200,000
	Killarney Treatment Ponds Remediation Works			600,000	1,200,000							1,800,000
	Replacement of retaining walls	150,000										150,000
	Warwick WWTP Inlet works Improvement			500,000								500,000
	Review of SCADA for systems to be added to ClearSCADA		100,000	100,000								200,000
	Condition Assessment Renewals		150,000	150,000	150,000							450,000
	Warwick WWTP Improvements					1,000,000	1,000,000	1,000,000	1,000,000	1,000,000	1,000,000	6,000,000
	SPS Safety renewals	200,000										200,000
	Warwick Caravan Dump Point Renewal	60,000										60,000
	Warwick WWTP Sodium Hypo Shed/Carport	30,000										30,000
	SPS Improvement Program						530,000	700,000	700,000	400,000		2,330,000
	Oxenham SPS Renewal					300,000	650,000					950,000
	Gravity Main MH2889-WWTP						400,000	1,500,000	1,100,000			3,000,000
	Morgan Park Recycled Water Consumer Connection	100,000										100,000
	Sewerage Network Renewals	500,000	500,000	500,000	750,000	750,000	800,000	800,000	800,000	800,000	800,000	7,000,000
	CED Scheme Renewal Works			100,000	100,000	300,000	300,000	300,000				1,100,000
	Percy St SPS Rising Main Replacement		150,000									150,000
	Warwick WWTP Growth Study		250,000	200,000								450,000
30 - Sewerage Total		4,940,000	6,350,000	21,515,000	22,400,000	5,200,000	7,670,000	6,420,000	5,950,000	6,800,000	7,620,000	94,865,000
30 - Water	Connolly Dam Inlet, Pipe and Tunnel Work		500,000	1,500,000	500,000							2,500,000
	Connolly Dam Spillway Options		1,000,000	1,000,000	8,000,000	17,000,000	15,000,000					42,000,000
	Killarney Water Main Renewal	150,000	150,000	150,000	150,000	150,000	150,000	220,000	220,000	240,000	240,000	1,820,000
	Killarney WTP Automation		300,000	250,000								550,000
	Leslie Dam Raw Water Pipeline	1,500,000	1,500,000									3,000,000
	Northern Line Connection to Stanthorpe	150,000	150,000									300,000
	Northern Water Main Renewal	150,000	150,000	150,000	150,000	150,000	150,000	220,000	220,000	240,000	240,000	1,820,000
	Raising of Storm King Dam Wall										200,000	200,000
	Replace Rural Watermain	60,000	60,000	60,000	60,000	60,000	70,000	80,000	80,000	80,000	90,000	700,000
	Southern Water Main Renewal	350,000	350,000	350,000	350,000	350,000	375,000	500,000	500,000	520,000	520,000	4,165,000
	Valve and Hydrants Renewal	420,000	400,000	400,000	420,000	420,000	350,000	350,000	350,000	350,000	350,000	3,810,000
	Warwick WTP Distribution Centre Upgrade	1,000,000	3,700,000									4,700,000
	Warwick WTP Lagoons Refurbishment		500,000									500,000
	Warwick WTP Sludge Management							500,000	2,500,000			3,000,000
	Smart Water Metering Stage 2	1,500,000										1,500,000
	Wallangarra WTP Automation		150,000									150,000
	Warwick 8ML Reservoir Upgrade		800,000	4,000,000	5,000,000							9,800,000
	Stanthorpe Clear Water Res Roof Rep	150,000										150,000
	Replacement of UPSS		50,000		50,000		60,000		60,000		70,000	290,000
	Leyburn Bore and Pipeline	600,000										600,000
	Warwick WTP Chemical Shed	40,000										40,000
	Warwick Water Main Renewal	500,000	500,000	500,000	500,000	500,000	530,000	700,000	700,000	750,000	750,000	5,930,000
	PLCs Renewal		200,000	100,000	100,000	100,000	100,000	100,000	110,000	110,000	110,000	1,030,000
	Water Treatment Equipment Renewal	100,000	80,000	80,000	80,000	100,000	110,000	110,000	110,000	110,000	110,000	990,000
	Lightning protection study and implementation		200,000	200,000	200,000							600,000
	Warwick WTP Filter Duplication				400,000	2,000,000	1,100,000					3,500,000
	Leslie Dam Raw Water Pipeline Stage 2					500,000	3,500,000					4,000,000
	Stanthorpe WTP Process and compliance renewals	250,000	250,000	150,000	250,000	250,000						1,150,000
	Water Meter Replacement Program									500,000	1,000,000	1,500,000
	Killarney water main at WTP	250,000	250,000									500,000
	Assessment of groundwater system and bores				100,000							100,000
	Restressing wall					350,000					400,000	750,000
	Stability Analysis (Connolly Dam and Storm King Dam)		300,000									300,000
	Increase flexural capacity of slab		200,000									200,000

Southern Downs Regional Council
10 Year Capital Program by Department

Department	Project Name	FY25/26 Expenditure	FY 26/27 Expenditure	FY 27/28 Expenditure	F28/29 Expenditure	FY29/30 Expenditure	FY 30/31 Expenditure	FY31/32 Expenditure	FY32/33 Expenditure	FY33/34 Expenditure	FY 34/35 Expenditure	Total Expenditure
	Increase overturning stability			200,000								200,000
	Increase tunnel lining			250,000								250,000
	Foundation protection of retaining wall		100,000									100,000
	Repair concrete rock protection		50,000									50,000
	Structural adequacy of lifting point		10,000									10,000
	Enhance roof ventilation		10,000									10,000
	Ropes and chains for trash screens			55,000								55,000
	Risk assessment			100,000								100,000
	Seismicity Study	120,000										120,000
	Kenilworth Reservoir and PS Renewal				400,000	400,000						800,000
	Piezometer monitoring inspection well		200,000									200,000
	Dedicated main from source to reservoir				250,000							250,000
	Investigate configuration for reservoirs and water zones			80,000								80,000
	Feasibility study to upgrade storage reservoirs			160,000								160,000
	Connolly Dam Pipeline Replacement				500,000	4,000,000	4,000,000	3,900,000				12,400,000
	Water main cleaning program								600,000	600,000	600,000	1,800,000
	Upgrade for Compliance HBT			150,000	150,000	150,000	150,000					600,000
	Warwick WTP Refurbish Filter Valves										250,000	250,000
	Trunk main from WTP to Condamine				500,000	1,300,000						1,800,000
	Pump Station Improvement Program					250,000	230,000	250,000	250,000			980,000
	Water Improvement Program (Across Council)										12,935,000	12,935,000
	Stanthorpe WTP Dewatering Unit		550,000									550,000
	Renew backwash system - Stanthorpe			400,000								400,000
	Process review study - Stanthorpe		200,000									200,000
	Process and compliance renewals - Killarney		80,000	100,000	150,000	150,000	150,000					630,000
	Top of Town Reservoir - Decommission			50,000								50,000
	WTP Old Clarifier - Decommission			50,000								50,000
	Minor Capex - Annual Inspection - Beehive Dam		150,000	100,000								250,000
	Filter media assessment - WTPs			100,000	300,000							400,000
	Replacement of Bore - Dalveen			250,000								250,000
	Safety Improv Work	100,000	100,000	100,000	100,000	100,000	110,000	110,000	110,000	110,000	110,000	1,050,000
	Security Fencing and Signage Renewals			50,000		50,000			100,000			200,000
	Refurbishment master valves - Stanthorpe WTP			150,000								150,000
	Golf Links Reservoir and PS Renewal			350,000	250,000							600,000
	De-silting Killarney Weir		200,000									200,000
	Trunk main from Mt Tabor reservoir to Depot Rd					150,000	400,000					550,000
	Trunk main to Mt Tabor Reservoir		250,000	1,000,000								1,250,000
	Upgrade Mt Tabor Reservoir				250,000							250,000
	Decommissioning unused/abandoned bores		80,000									80,000
	Downstream spillway condition - SKD		70,000									70,000
	Repack gravel around core		200,000									200,000
	Access steps to survey points		50,000									50,000
	Investigate Reservoir Storage Options Stanthorpe		60,000									60,000
	Reservoir Improvement Program		200,000	200,000	200,000	200,000	200,000	200,000	200,000	200,000	200,000	1,800,000
	Lyndhurst Reservoir Land		450,000									450,000
	Warwick West Trunk Water					1,200,000	3,000,000	3,050,000				7,250,000
	Lyndhurst Reservoir							800,000	1,480,000			2,280,000
	Everest Reservoir							700,000	880,000			1,580,000
	Replace Freestone Reservoir Roof							300,000				300,000
30 - Water Total		7,390,000	14,750,000	12,785,000	19,360,000	29,880,000	29,735,000	11,790,000	8,770,000	3,810,000	18,175,000	156,445,000
40 - Works	Transport Bicycle and Footpath Program		156,657	157,049	157,441	157,835	158,230	158,625	159,022	159,420	162,608	1,426,887
	Transport Bridge Renewal					400,000	4,662,816					5,062,816
	Transport Culvert Renewals		313,314	314,098	314,883	315,670	316,459	317,250	318,044	318,839	325,216	2,853,773
	Transport Drainage		783,286	785,244	787,207	789,175	791,148	793,126	795,109	797,097	813,039	7,134,431
	Transport Kerb and Channel		313,314	314,098	314,883	315,670	316,459	317,250	318,044	318,839	325,216	2,853,773
	Transport Resheets		1,747,798	1,752,168	1,756,548	1,760,940	1,765,342	1,769,755	1,774,180	1,778,615	1,814,187	15,919,533
	Transport Stormwater Renewals		469,972	471,146	472,324	473,505	474,689	475,876	477,065	478,258	487,823	4,280,658
	Warwick Industrial Estate Rehab HVSP			2,500,000	2,500,000							5,000,000
	Flood Recovery Jan 2024 Event (QRA)	5,240,568										5,240,568

Southern Downs Regional Council
10 Year Capital Program by Department

Department	Project Name	FY25/26 Expenditure	FY 26/27 Expenditure	FY 27/28 Expenditure	F28/29 Expenditure	FY29/30 Expenditure	FY 30/31 Expenditure	FY31/32 Expenditure	FY32/33 Expenditure	FY33/34 Expenditure	FY 34/35 Expenditure	Total Expenditure
	Transport Pavement Reseals/Rehab		4,518,488	4,529,785								41,155,910
	Footpath Missing Links/ Replacement		142,000	224,000	149,000	150,000	150,000	150,000	150,000	150,000	150,000	1,415,000
	Oak Av, Percy St, Canning St Stormwater	500,000	500,000									1,000,000
	Cox Bridge Replacement SLRIP		425,000	4,694,200								5,119,200
	Haigs Rd Widening	35,000		2,000,000								2,035,000
	Rosehill Rd Pathway Const Stg1 ATF CNLGG	750,000	750,000	750,000								2,250,000
	Matthews St Stormwater Retention Basins	400,000	200,000									600,000
	William Street Island Removal	500,000										500,000
	Jack Smith Gully Rd Floodway		40,000									472,612
	Guy St Rehab RTR 25-26	695,710	400,400									1,096,110
	Top Swanfels Rd Drain-Rehab RTR24-25	789,100										789,100
	Resheeting Program 25-26, 26-27	993,440										993,440
	Cheese Factory Rd Trial Treatments	485,500										485,500
	Goomburra Rd Rehab, Widening TIDS 25-26	787,800										787,800
	Palmerin St Footpath (W4Q24-27)	237,000										237,000
	Jack Smith Gully Rd Reseal TIDS 25-26	92,064										92,064
	Mclvors Rd Rehab	381,800										381,800
	Clintonvale-Goomburra Rd Rehab	144,900										144,900
	Charleys Gully Rd Rehab	157,100										157,100
	Old Stanthorpe Rd TIDS 25-26	552,612										552,612
	Junabee Rd Drainage TIDS 25-26	300,000										300,000
	Intersection Sealing Gravel Roads TIDS 25-26	250,000										250,000
	Phelans Rd Rehab	94,300										94,300
	Lyndhurst La Reseal TIDS 25-26	40,300										40,300
	Willowvale Rd Rehab/Reseal TIDS 25-26	247,680										247,680
	Non LRRS Roads Resealing TIDS 25-26	46,880										46,880
	Emu Creek Rd River Scour Recovery Works	400,000										400,000
	Fairwill Dr Rehabilitation	900,000										900,000
	Floodway Replacement Program 25-26	312,533										312,533
	Reseal Program 25-26	1,491,708										1,491,708
	Drainage Program 25-26	781,333										781,333
	Asphalt Program 25-26	365,700										365,700
	Allora Dr-Forde St Rehab	553,000										553,000
	Footpath Replacement Program 25-26	120,258										120,258
40 - Works Total		18,686,286	11,152,841	18,491,788	10,993,395	8,915,257	13,198,986	8,557,135	8,578,155	8,599,226	8,768,211	115,941,280
30 - Environmental Services	Yangan Landfill Capping		1,000,000									1,000,000
	Legacy Landfill Program	100,000	100,000	100,000	100,000	100,000	100,000	100,000	100,000	100,000	200,000	1,100,000
	Warwick Phyto cap Design	150,000	1,250,000								6,000,000	7,400,000
	Wallangarra Phyto cap	625,000	625,000									1,250,000
30 - Environmental Services Total		875,000	2,975,000	100,000	100,000	100,000	100,000	100,000	100,000	100,000	6,200,000	10,750,000
10 - Financial Services	Admin Building Security System Renewal							40,000			40,000	80,000
	Replacement of Server Room UPS					100,000						100,000
	Data Analytics System (Clarity)										30,000	30,000
	SafeCity CCTV Renewal Program W4Q 24-27	300,000			80,000			350,000				730,000
	Stores Shed for Water equipment	80,000										80,000
	Virtual Server Infrastructure			300,000					300,000			600,000
	Network Infrastructure (inc wifi)					250,000						250,000
	Firewall Replacements		60,000							60,000		120,000
	Chambers Meeting Audio (Warwick and Stanthorpe)	60,000						60,000				120,000
	Dog Pounds (x2) CCTV Renewal	40,000							40,000			80,000
	Security System Renew -W'wick Gallery, Water Treatment, Dog Pounds	40,000							40,000			80,000
	Cross-Albion Street fiber relocation	20,000										20,000
	Warwick and Stanthorpe Depot Security System		40,000							40,000		80,000
	Admin Buildings (x2) CCTV Renewal		30,000							30,000		60,000
	Depots (x2), Water Treatment CCTV Renewal		60,000							60,000		120,000
	Libraries (x2) CCTV Renewal					40,000						40,000
	Saleyards CCTV Renewal			40,000								40,000
	Waste Facilities (x3) CCTV Renewal		100,000							100,000		200,000

Southern Downs Regional Council 10 Year Capital Program by Department

Department	Project Name	FY25/26 Expenditure	FY 26/27 Expenditure	FY 27/28 Expenditure	F28/29 Expenditure	FY29/30 Expenditure	FY 30/31 Expenditure	FY31/32 Expenditure	FY32/33 Expenditure	FY33/34 Expenditure	FY 34/35 Expenditure	Total Expenditure
	Video Conferencing Facility Upgrades						80,000					80,000
	Telephone System Hardware Renewal				150,000							150,000
	Projector Replacements						120,000					120,000
	Warwick Admin Building Network recabling		80,000									80,000
	Stanthorpe Admin Building Network recabling		50,000									50,000
110 - Financial Services Total		540,000	420,000	340,000	230,000	390,000	200,000	450,000	380,000	290,000	70,000	3,310,000
20 - Assets, Spatial and Projects	Trimble GNSS System Rover System	45,000										45,000
	Energy Efficiency Improvements		125,000	125,000	125,000	125,000	125,000	125,000	125,000	125,000	125,000	1,125,000
120 - Assets, Spatial and Projects Total		45,000	125,000	125,000	125,000	125,000	125,000	125,000	125,000	125,000	125,000	1,170,000
Grand Total		43,168,286	46,928,362	61,488,090	60,027,659	52,142,712	56,882,395	32,936,743	32,886,717	27,152,040	46,237,864	459,850,868

Southern Downs Regional Council
2025/26 Budget
Budgeted Statement of Financial Performance of Activities Subject to Competition Reforms
For the Year Ending June 2026

Statement of Significant Business Activities carried on using a full cost pricing basis (s163(3)(i) of the Local Government Regulation 2012)

	Water and Sewerage
	\$ 000's
<hr/>	
Revenues for services provided to the Council	882
Revenues for services provided to external clients	30,376
Community Service Obligations	218
Total Revenue	31,475
Less: Expenditure	25,598
	<hr/>
Surplus / (deficit)	5,877
	<hr/>
	Waste Management
	\$ 000's
<hr/>	
Revenues for services provided to the Council	25
Revenues for services provided to external clients	15,124
Community Service Obligations	-
Total Revenue	15,148
Less: Expenditure	15,214
	<hr/>
Surplus / (deficit)	-
	<hr/>
	66
<hr/>	
Community Service Obligations (CSO)	
The CSO value is determined by Council and represents the activity's cost, which would not be incurred if the activities primary objective was to make a profit. The Council provides funding from general revenue to the business activity to cover the cost of providing non-commercial services or costs deemed to be CSO's by the Council	
Value of CSO's	\$ 000's
<hr/>	
For providing free services to public areas	218
	<hr/>

Southern Downs Regional Council 2025/26 Budget Long-Term Sustainability Statement															
Type	Measure	Formula	Target	2024/25 Anticipated Outturn	2025/26 Budget	2026/27 Forecast	2027/28 Forecast	2028/29 Forecast	2029/30 Forecast	2030/31 Forecast	2031/32 Forecast	2032/33 Forecast	2033/34 Forecast	2034/35 Forecast	Overview
Financial Capacity	Council Controlled Revenue	((Net Rates, Levies and Charges + Fees and Charges) / Total Operating Revenue) (%)	N/A	78.9%	82.5%	83.5%	84.0%	84.3%	84.4%	84.4%	84.5%	84.6%	84.6%	84.7%	Council-controlled revenue is an indicator of a Council's financial flexibility, ability to influence its operating income, and capacity to respond to unexpected financial shocks.
	Population Growth	(Prior year estimated population / previous year estimated population) - 1	N/A	0.4%	0.6%	0.5%	0.5%	0.5%	0.5%	0.5%	0.5%	0.5%	0.5%	0.5%	Population growth is a key driver to a Council's operating income, service needs, and infrastructure requirements into the future.
Operating Performance	Operating Surplus Ratio	(Net Operating Surplus / Total Operating Revenue) (%)	> 0.0% to < 10.0%	0.1%	0.0%	0.0%	0.2%	0.7%	0.3%	(0.0%)	0.5%	1.5%	1.6%	1.9%	The operating surplus ratio is an indicator of the extent to which operating revenues raised cover operational expenses only or are available for capital funding purposes.
	Operating Cash Ratio	(Net Operating Surplus + Depreciation + Finance Costs) / Total Operating Revenue (%)	> 0%	25.0%	25.7%	26.0%	26.3%	26.8%	26.8%	26.6%	26.4%	26.2%	25.9%	25.8%	The operating cash ratio indicates that a Council is generating surplus cash from its core operations, which suggests that Council has the ability to self-fund its capital expenditure requirements.
Liquidity	Cash Expense Cover Ratio (Unrestricted)	(Total Cash and Equivalents + Current Investments + Available Ongoing QTC Working Capital Facility Limit - Externally Restricted Cash) / Total Operating Expenditure - Depreciation and Amortisation - Finance Costs) x 12	Greater than 4 months	7.1	N/A for long-term sustainability statement										The unrestricted cash expense cover ratio is an indicator of the unconstrained liquidity available to a Council to meet ongoing and emergent financial demands, which is a key component to solvency. It represents the number of months a Council can continue operating based on currently monthly expenses.
Asset Management	Asset Sustainability Ratio	(Capital Expenditure on the Replacement of Assets (renewals) / Depreciation Expense)	> 90%	105.7%	132.5%	113.6%	97.5%	133.8%	95.4%	105.8%	84.5%	92.2%	81.2%	137.2%	This is an approximation of the extent to which the infrastructure assets managed by the Council are being replaced as these reach the end of their useful lives.
	Asset Consumption Ratio	Written Down Replacement Cost of Depreciable Infrastructure Assets / Current Replacement Cost of Depreciable Infrastructure Assets	> 60%	65.2%	65.3%	64.1%	63.5%	62.8%	62.0%	61.7%	60.5%	59.2%	57.9%	57.1%	The asset consumption ratio approximates the extent to which Council's infrastructure assets have been consumed compared to what it would cost to build a new asset with the same benefit to the community.
	Asset Renewal Funding Ratio	Total of Planned Capital Expenditure on Infrastructure Asset Renewals over 10 Years / Total Required Capital Expenditure on Infrastructure Asset Renewals over 10 Years	N/A	99.9%	N/A for long-term sustainability statement										The asset renewal funding ratio measures the ability of a Council to fund its projected infrastructure asset renewal/replacement in the future. There are no legislative targets for this ratio, however a ratio close to 100 per cent indicates that a council is appropriately funding and delivering the entirety of its required capital programme as outlined in its asset management plans.
Debt Servicing Capacity	Leverage Ratio	(Book Value of Debt / (Total Operating Revenue - Total Operating Expenditure + Depreciation and Amortisation))	Tier 4 0 - 3 times	0.4	0.4	0.4	0.6	0.8	1.0	1.2	1.2	1.0	0.9	1.0	This is an indicator of Council's ability to repay its existing debt. It measures the relative size of the Council's debt to its operating performance.

Southern Downs Regional Council 2025/26 Budget Current-Year Sustainability Statement						
Type	Ratio	Formula	Target	2024/25 Anticipated Outturn	5-Year Average	Overview
				Council		
Financial Capacity	Council Controlled Revenue	((Net Rates, Levies and Charges + Fees and Charges) / Total Operating Revenue) (%)	N/A	78.9%	75.2%	Council-controlled revenue is an indicator of a Council's financial flexibility, ability to influence its operating income, and capacity to respond to unexpected financial shocks.
	Population Growth	(Prior year estimated population / previous year estimated population) - 1	N/A	0.4%	0.6%	Population growth is a key driver to a Council's operating income, service needs, and infrastructure requirements into the future.
Operating Performance	Operating Surplus Ratio	(Net Operating Surplus / Total Operating Revenue) (%)	> 0.0% to < 10.0%	0.1%	(0.5%)	The operating surplus ratio is an indicator of the extent to which operating revenues raised cover operational expenses only or are available for capital funding purposes.
	Operating Cash Ratio	(Net Operating Surplus + Depreciation + Finance Costs) / Total Operating Revenue) (%)	> 0%	25.0%	23.3%	The operating cash ratio indicates that a Council is generating surplus cash from its core operations, which suggests that Council has the ability to self-fund its capital expenditure requirements.
Liquidity	Cash Expense Cover Ratio (Unrestricted)	(Total Cash and Equivalents + Current Investments + Available Ongoing QTC Working Capital Facility Limit - Externally Restricted Cash) / Total Operating Expenditure - Depreciation and Amortisation - Finance Costs) x 12	Greater than 4 months	7.1	9.8	The unrestricted cash expense cover ratio is an indicator of the unconstrained liquidity available to a Council to meet ongoing and emergent financial demands, which is a key component to solvency. It represents the number of months a Council can continue operating based on currently monthly expenses.
Asset Management	Asset Sustainability Ratio	(Capital Expenditure on the Replacement of Assets (renewals) / Depreciation Expense)	> 90%	105.7%	103.0%	This is an approximation of the extent to which the infrastructure assets managed by the Council are being replaced as these reach the end of their useful lives.
	Asset Consumption Ratio	Written Down Replacement Cost of Depreciable Infrastructure Assets / Current Replacement Cost of Depreciable Infrastructure Assets	> 60%	65.2%	64.7%	The asset consumption ratio approximates the extent to which Council's infrastructure assets have been consumed compared to what it would cost to build a new asset with the some benefit to the community.
	Asset Renewal Funding Ratio	Total of Planned Capital Expenditure on Infrastructure Asset Renewals over 10 Years / Total Required Capital Expenditure on Infrastructure Asset Renewals over 10 Years	N/A	Commencing in 2025-26		The asset renewal funding ratio measures the ability of a Council to funds its projected infrastructure asset renewal/replacement in the future
Debt Servicing Capacity	Leverage Ratio	(Book Value of Debt / (Total Operating Revenue - Total Operating Expenditure + Depreciation and Amortisation))	Tier 4 0 - 3 times	0.4	0.7	This is an indicator of Council's ability to repay its existing debt. It measures the relative size of the Council's debt to its operating performance.

Southern Downs Regional Council

2025/26 Budget

Rates and Utility Charges

	Anticipated Outturn 2024/25 ('000)	Budget 2025/26 ('000)	Change (%)
General rates	38,647	41,507	7.40%
Utility Charges	37,130	40,163	8.17%
Total Rates and Utility Charges (Excl. Discount)	75,777	81,670	7.78%

Southern Downs Regional Council Statement of Estimated Financial Performance 30 June 2025	
	2024/25 Anticipated Outturn ('000)
Income	
Revenue	
Operating revenue	
General rates	38,647
Water	10,072
Water consumption, rental and sundries	7,122
Sewerage	10,660
Garbage charges	9,276
Other rates, levies and charges	279
Less: discounts	(2,479)
Net rates, levies and charges	73,577
Fees and charges	8,386
Rental income	637
Interest received	3,532
Sales revenue	3,543
Other income	855
Grants, subsidies, contributions and donations	13,362
Total operating revenue	103,893
Capital revenue	
Grants, subsidies, contributions and donations	25,939
Total revenue	129,832
Expenses	
Operating expenses	
Employee benefits	32,164
Materials and services	45,735
Finance costs	943
Depreciation and amortisation	24,975
Total operating expenses	103,816
Capital expenses	
Total Capital expenses	4,628
Total expenses	108,444
Total comprehensive income for the year	21,387
Operating result	
Operating revenue	103,893
Operating expenses	103,816
Operating result	77

Southern Downs Regional Council

Statement of Financial Position

30 June 2025

	2024/25 Anticipated Outturn ('000)
Assets	
Current assets	
Cash and cash equivalents	55,471
Trade and other receivables	8,238
Inventories	988
Contract Assets	5,429
Other current assets	346
Non-current assets held for sale	590
Total current assets	71,062
Non-current assets	
Contract Assets	
Investments	205
Property, plant & equipment	1,055,256
Other non-current assets	400
Total non-current assets	1,055,861
Total assets	1,126,923
Liabilities	
Current liabilities	
Trade and other payables	10,076
Contract Liabilities	3,513
Borrowings	2,229
Provisions	8,850
Other current liabilities	1,835
Total current liabilities	26,503
Non-current liabilities	
Borrowings	8,107
Provisions	8,767
Other non-current liabilities	1,763
Total non-current liabilities	18,637
Total liabilities	45,140
Net community assets	1,081,783
Community equity	
Asset revaluation surplus	378,301
Retained surplus	703,482
Total community equity	1,081,783